







copyright of **dem** (aust) Pty limited abn 92 085 486 844.  
any unauthorised use or distribution of information depicted on this document without **dem** (aust) Pty limited prior consent is prohibited.

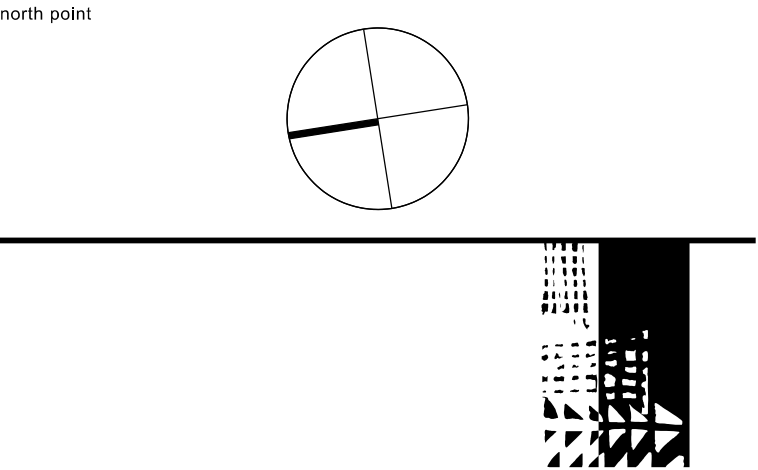
any reports, drawings, advice or information included or referenced that is prepared and/or provided by any other party, including the client/principal, is the sole representation of the party who prepared the report/drawings, advice or information and does not constitute a representation by **dem** (aust) Pty limited. **dem** (aust) Pty limited expressly takes no responsibility for any documents, advice or other material prepared by any other party.

All miscellaneous items such as stairs, ramps, bollards, benches, seats, handrails, ballustrades, water features, playground equipment, fences and the like that are indicated on the drawings, are indicated as design intent only. Refer Structural Engineer's documents for detailed engineering requirements related to all supports /structural aspects of these elements. Where specific support / structural information is not shown in the design documents the Contractor shall allow to provide all necessary structural supports / footings as required to ensure installations are structurally sound and adequate to suit the installation. The Contractor shall be responsible for providing all necessary structural engineering inputs & certifications necessary to satisfy this requirement.

figured dimensions to be taken in preference to scaled dimensions. verify all dimensions on the job before preparing shop drawings or commencing work. dimensions shown are computer generated and the contractor is to apply standard building tolerances.

verified suitable for the use stipulated by the relevant revision/issue only if initiated and checked by an authorised **dem** (aust) Pty limited representative.

amendments		verified			
no.	date	amendment	by	chk'd	init
A01	16/12/22	DAISSUE	GZ	GZ	JP



dem

planning, urban design, architecture,  
landscape architecture, interior design

p: po box 5036 west chatswood nsw 1515  
t: (02) 8966 6000  
w: www.dem.com.au

project/client

**Waluya Pty Ltd Gosford Transport**  
**7A-11 Racecourse Rd, 5-9 Faunce St & Young St, West Gosford, NSW 2250**

civil & structural engineer

building service

drawing title  
**site plan**

**for coordination**

original	scale	drawn	project no.
a1	1:400	gz	4548-00

drawing no. rev no.

**ar-0200** **a01**



VIEWS TOWARDS SITE



1



2



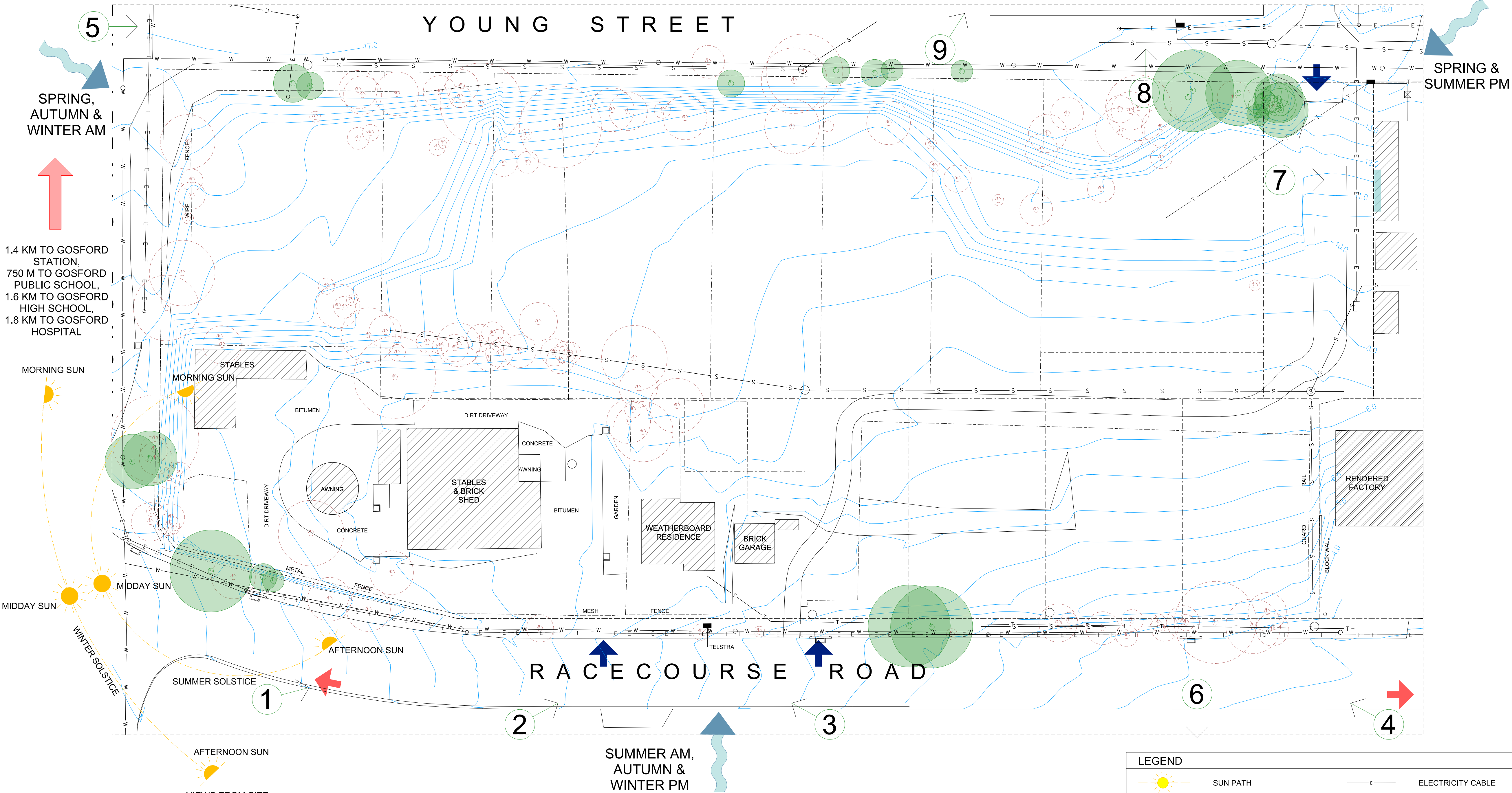
3



4



5



VIEWS FROM SITE



6



7




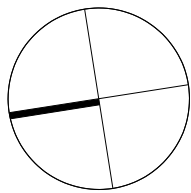
8



9

LEGEND			
	SUN PATH		ELECTRICITY CABLE
	PREVAILING WINDS		EXISTING SEWER PIPE
	EXISTING PEDESTRIAN ACCESS		EXISTING STORMWATER PIPE
	EXISTING VEHICLE ENTRY		TELSTRA LINE
	DIRECTION TO FACILITIES		ADJACENT PROPERTIES WINDOW
	EXISTING CONTOURS		RETAINING TREES
	EXISTING CONTOURS		EXISTING TREES
	EXISTING BUILDINGS		

amendments		verified		
no.	date	amendment	by	chk'd
A01	16/12/22	DAISSUE	DL	DL



dem

planning, urban design, architecture,  
landscape architecture, interior design

p: po box 5036 west chatswood nsw 1515  
t: (02) 8966 6000  
w: www.dem.com.au

project/client

**Waluya Pty Ltd Gosford Transport**  
**7A-11 Racecourse Rd, 5-9 Faunce St & Young St, West Gosford, NSW 2250**

civil & structural engineer

building service

drawing title  
**site analysis**

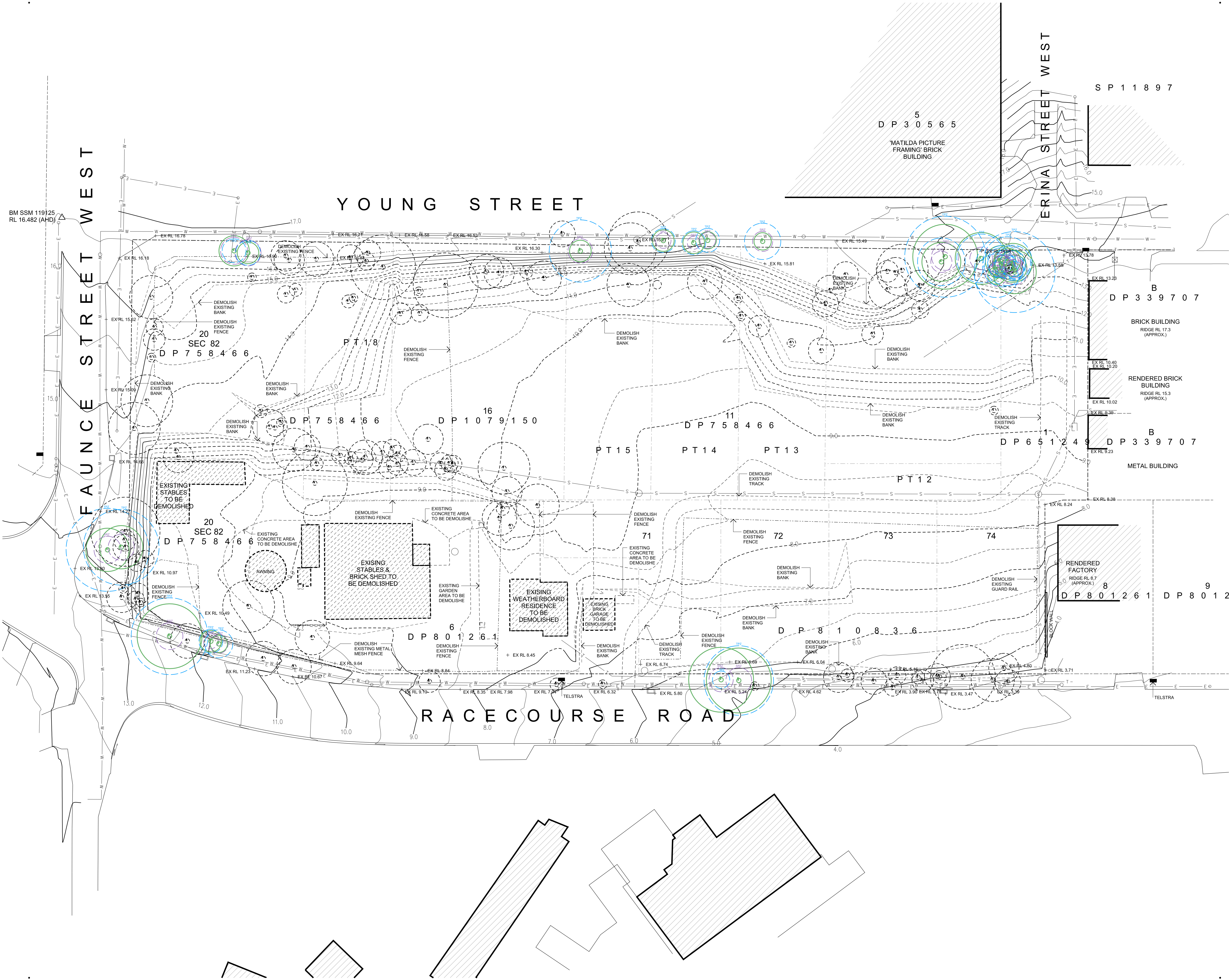
**da issue**

original scale drawn project no.  
a1 1:400 dl 4548-00

drawing no. rev no.

**ar-0201** **a01**






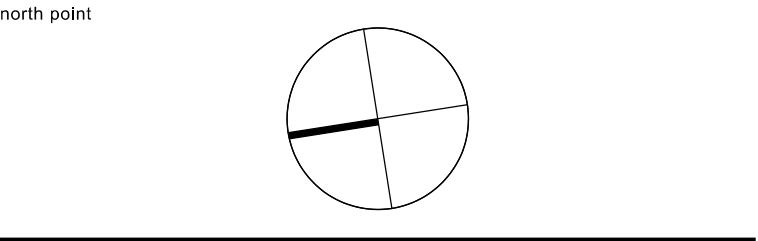
copyright of **dem** (aust) Pty limited abn 92 085 486 844.  
 any unauthorised use or distribution of information depicted on this document without **dem** (aust) Pty limited prior consent is prohibited.  
 any reports, drawings, advice or information included or referenced that is prepared and/or provided by any other party, including the client/principal, is the sole representation of the party who prepared the report/drawings, advice or information and does not constitute a representation by **dem** (aust) Pty limited. **dem** (aust) Pty limited expressly takes no responsibility for any documents, advice or other material prepared by any other party.

All miscellaneous items such as stairs, ramps, bollards, benches, seats, handrails, balustrades, water features, playground equipment, fences and the like that are indicated on the drawings, are indicated as design intent only. Refer Structural Engineer's documents for detailed engineering requirements related to all supports/structural aspects of these elements. Where specific support / structural information is not shown in the design documents the Contractor shall allow to provide all necessary structural supports / footings as required to ensure installations are structurally sound and adequate to suit the installation. The Contractor shall be responsible for providing all necessary structural engineering inputs & certifications necessary to satisfy this requirement.

figured dimensions to be taken in preference to scaled dimensions. verify all dimensions on the job before preparing shop drawings or commencing work. dimensions shown are computer generated and the contractor is to apply standard building tolerances.

verified suitable for the use stipulated by the relevant revision/issue only if initiated and checked by an authorised **dem** (aust) Pty limited representative.

amendments					verified		
no.	date	amendment	by	chk'd	init	chk'd	
A01	16/12/22	DAISSUE	GZ	GZ	GZ	JP	



dem

planning, urban design, architecture,  
 landscape architecture, interior design

p: po box 5036 west chatswood nsw 1515  
 t: (02) 8966 6000  
 w: www.dem.com.au

project/client  
**Waluya Pty Ltd Gosford Transport**  
**7A-11 Racecourse Rd, 5-9 Faunce St & Young St, West Gosford, NSW 2250**

civil & structural engineer

building service

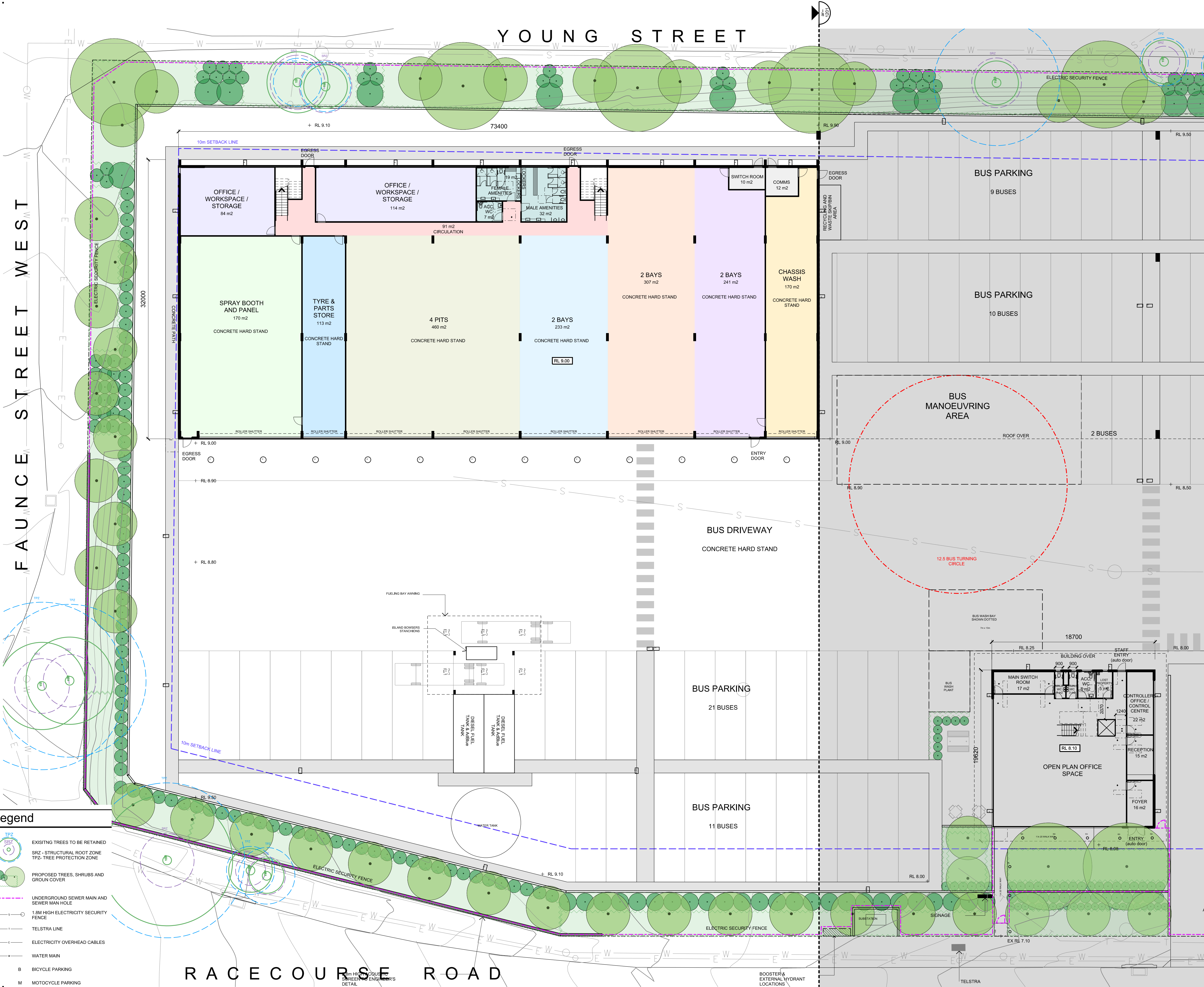
drawing title  
**demolition plan**

da issue

original	scale	drawn	project no.
a1	1:400	gz	4548-00
drawing no.			rev no.

ar-0300
 a01





copyright of **dem** (aust) Pty limited abn 92 085 486 844.  
any unauthorised use or distribution of information depicted on this document without **dem** (aust) Pty limited prior consent is prohibited.

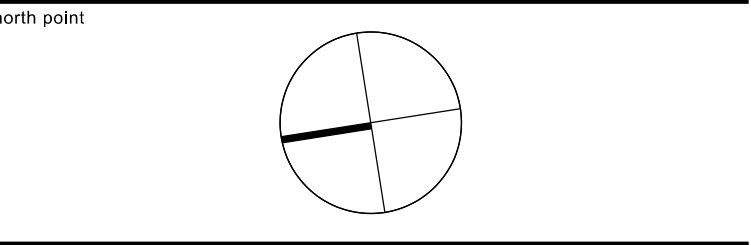
any reports, drawings, advice or information included or referenced that is prepared and/or provided by any other party, including the client/principal, is the sole representation of the party who prepared the report/drawings, advice or information and does not constitute a representation by **dem** (aust) Pty limited. **dem** (aust) Pty limited expressly takes no responsibility for any documents, advice or other material prepared by any other party.

All miscellaneous items such as stairs, ramps, bollards, benches, seats, handrails, balustrades, water features, playground equipment, fences and the like that are indicated on the drawings, are indicated as design intent only. Refer Structural Engineer's documents for detailed engineering requirements related to all supports / structural aspects of these elements. Where specific support / structural information is not shown in the design documents the Contractor shall allow to provide all necessary structural supports / footings as required to ensure installations are structurally sound and adequate to suit the installation. The Contractor shall be responsible for providing all necessary structural engineering inputs & certifications necessary to satisfy this requirement.

figured dimensions to be taken in preference to scaled dimensions. verify all dimensions on the job before preparing shop drawings or commencing work. dimensions shown are computer generated and the contractor is to apply standard building tolerances.

verified suitable for the use stipulated by the relevant revision/issue only if initiated and checked by an authorised **dem** (aust) Pty limited representative.

amendments				verified		
no.	date	amendment	by	chk'd	init	chk'd
A01	16/12/22	DAISSUE	GZ	GZ	JP	JP



dem

planning, urban design, architecture,  
landscape architecture, interior design

p: po box 5036 west chatswood nsw 1515  
t: (02) 8966 6000  
w: www.dem.com.au

project/client  
**Waluya Pty Ltd Gosford Transport**  
**7A-11 Racecourse Rd, 5-9 Faunce St & Young St, West Gosford, NSW 2250**

civil & structural engineer

building service

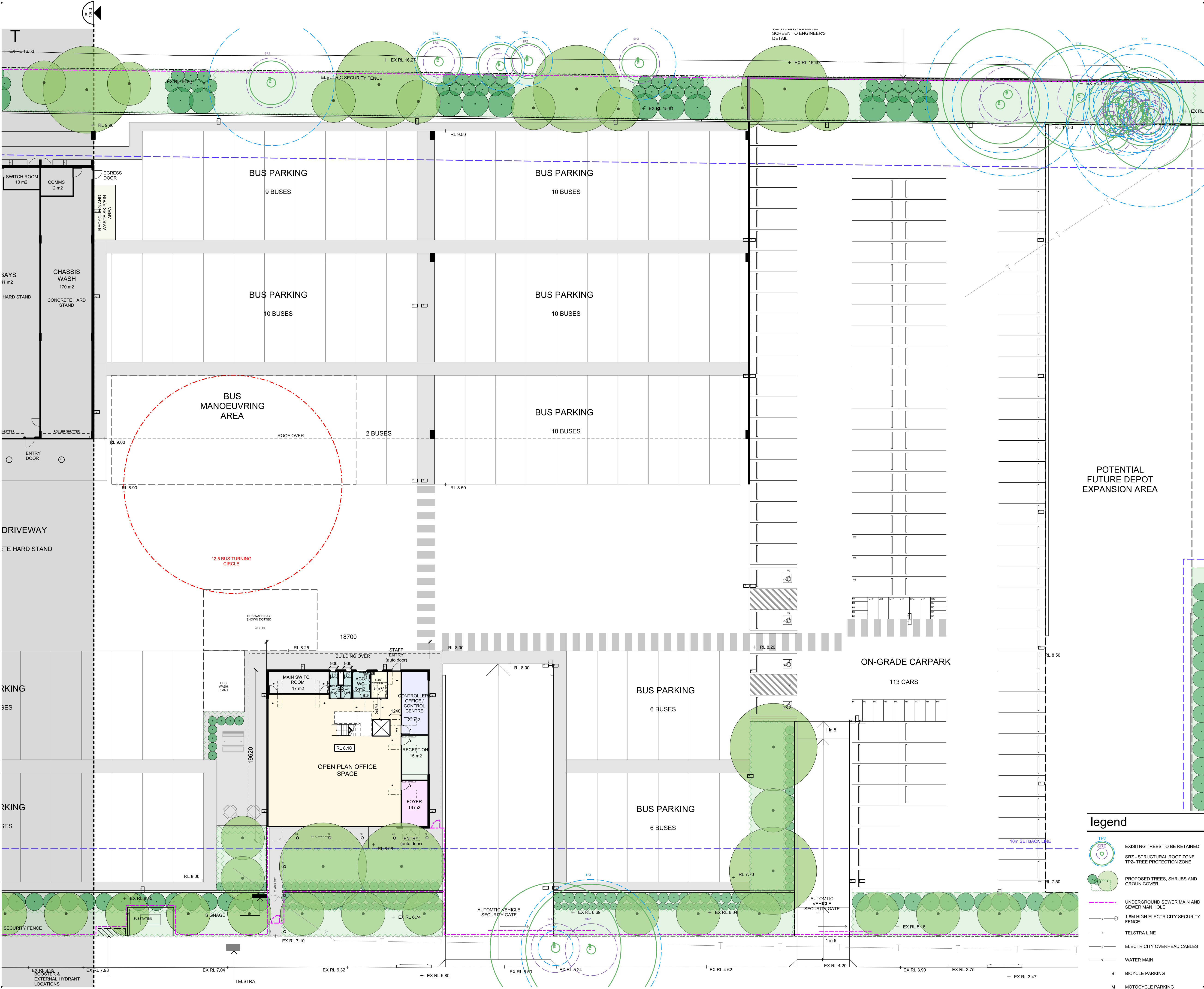
drawing title  
**ground floor plan - part 1**

**da issue**

original	scale	drawn	project no.
a1	1:200	gz	4548-00

drawing no.	rev no.
<b>ar--1200</b>	a01





any reports, drawings, advice or information included or referenced that is prepared and/or provided by any other party, including the client/principal, is the sole representation of the party who prepared the report/drawings, advice or information and does not constitute a representation by dem (aust) Pty limited. dem (aust) Pty limited expressly takes no responsibility for any documents, advice or other material prepared by any other party.


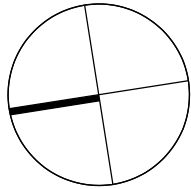
All miscellaneous items such as stairs, ramps, bollards, benches, seats, handrails, balustrades, water features, playground equipment, fences and the like that are indicated on the drawings, are indicated as design intent only. Refer Structural Engineer's documents for detailed engineering requirements related to all supports /structural aspects of these elements. Where specific support / structural information is not shown in the design documents the Contractor shall allow to provide all necessary structural supports / footings as required to ensure installations are structurally sound and adequate to suit the installation. The Contractor shall be responsible for providing all necessary structural engineering inputs & certifications necessary to satisfy this requirement.

figured dimensions to be taken in preference to scaled dimensions. verify all dimensions on the job before preparing shop drawings or commencing work. dimensions shown are computer generated and the contractor is to apply standard building tolerances.

verified suitable for the use stipulated by the relevant revision/issue only if initiated and checked by an authorised dem (aust) Pty limited representative.

amendments					verified		
no.	date	amendment	by	chk'd	init	chk'd	
A01	16/12/22	DAISSUE	GZ	GZ	JP	JP	

north point



dem

planning, urban design, architecture, landscape architecture, interior design

p: po box 5036 west chatswood nsw 1515  
t: (02) 8966 6000  
w: www.dem.com.au

project/client

**Waluya Pty Ltd Gosford Transport**  
**7A-11 Racecourse Rd, 5-9 Faunce St & Young St, West Gosford, NSW 2250**

civil & structural engineer

building service

drawing title

ground floor plan - part 2

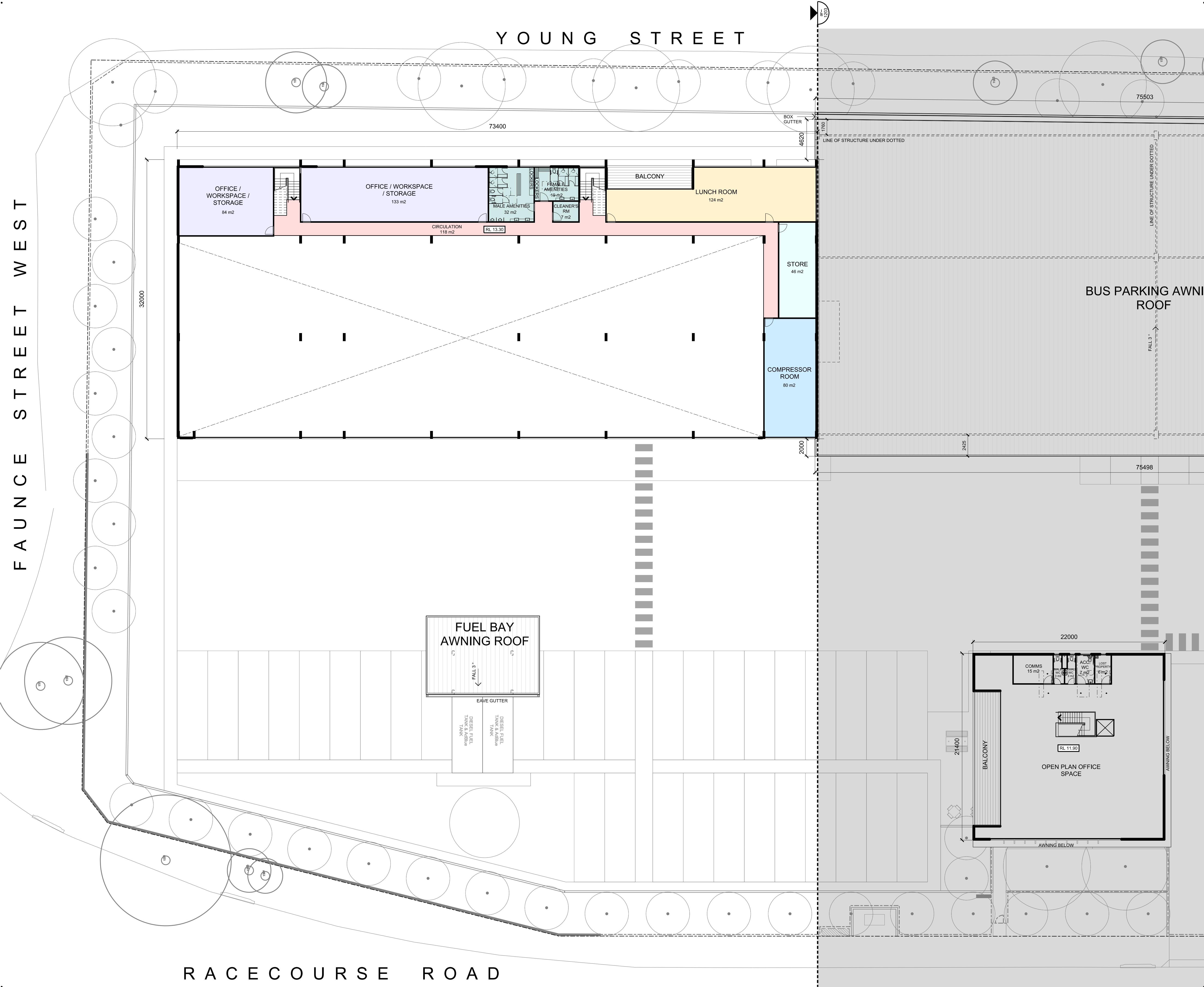
da issue

original	scale	drawn	project no.
a1	1:200	gz	4548-00
drawing no.			rev no.

ar--1201

a01





copyright of **dem** (aust) Pty limited abn 92 085 486 844.  
any unauthorised use or distribution of information depicted on this document without **dem** (aust) Pty limited prior consent is prohibited.

any reports, drawings, advice or information included or referenced that is prepared and/or provided by any other party, including the client/principal, is the sole representation of the party who prepared the report/drawings, advice or information and does not constitute a representation by **dem** (aust) Pty limited. **dem** (aust) Pty limited expressly takes no responsibility for any documents, advice or other material prepared by any other party.


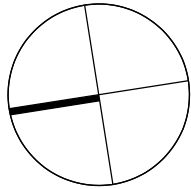
All miscellaneous items such as stairs, ramps, bollards, benches, seats, handrails, balustrades, water features, playground equipment, fences and the like that are indicated on the drawings, are indicated as design intent only. Refer Structural Engineer's documents for detailed engineering requirements related to all supports /structural aspects of these elements. Where specific support / structural information is not shown in the design documents the Contractor shall allow to provide all necessary structural supports / footings as required to ensure installations are structurally sound and adequate to suit the installation. The Contractor shall be responsible for providing all necessary structural engineering inputs & certifications necessary to satisfy this requirement.

figured dimensions to be taken in preference to scaled dimensions. verify all dimensions on the job before preparing shop drawings or commencing work. dimensions shown are computer generated and the contractor is to apply standard building tolerances.

verified suitable for the use stipulated by the relevant revision/issue only if initiated and checked by an authorised **dem** (aust) Pty limited representative.

amendments					verified		
no.	date	amendment	by	chk'd	init	chk'd	
A01	16/12/22	DAISSUE	GZ	GZ	JP	JP	

north point



dem

planning, urban design, architecture,  
landscape architecture, interior design

p: po box 5036 west chatswood nsw 1515  
t: (02) 8966 6000  
w: www.dem.com.au

project/client

**Waluya Pty Ltd Gosford Transport**  
**7A-11 Racecourse Rd, 5-9 Faunce St & Young St, West Gosford, NSW 2250**

civil & structural engineer

building service

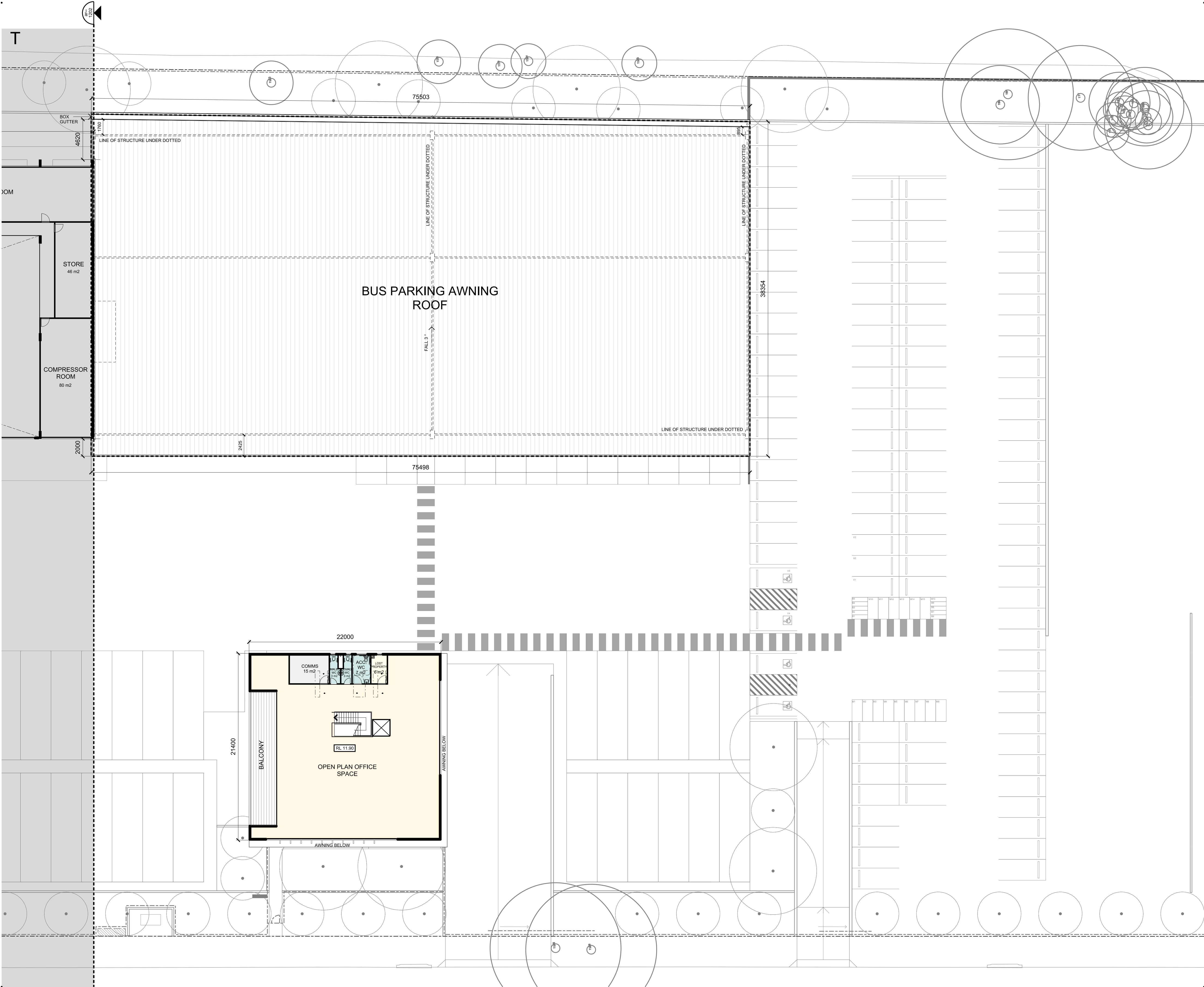
drawing title  
first floor plan - part 1

**da issue**

original	scale	drawn	project no.
a1	1:200	gz	4548-00
drawing no.			rev no.

**ar--1202** a01





© copyright of **dem** (aust) Pty Limited abn 92 085 486 844. any unauthorised use or distribution of information depicted on this document without **dem** (aust) Pty Limited prior consent is prohibited.

any reports, drawings, advice or information included or referenced that is prepared and/or provided by any other party, including the client/principal, is the sole representation of the party who prepared the report drawings, advice or information and does not constitute a representation by **dem** (aust) Pty Limited. **dem** (aust) Pty Limited expressly takes no responsibility for any documents, advice or other material prepared by any other party.


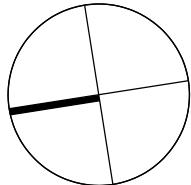
All miscellaneous items such as stairs, ramps, bollards, benches, seats, handrails, balustrades, water features, playground equipment, fences and the like that are indicated on the drawings, are indicated as design intent only. Refer Structural Engineer's documents for detailed engineering requirements related to all supports / structural aspects of these elements. Where specific support / structural information is not shown in the design documents the Contractor shall allow to provide all necessary structural supports / footings as required to ensure installations are structurally sound and adequate to suit the installation. The Contractor shall be responsible for providing all necessary structural engineering inputs & certifications necessary to satisfy this requirement.

figured dimensions to be taken in preference to scaled dimensions. verify all dimensions on the job before preparing shop drawings or commencing work. dimensions shown are computer generated and the contractor is to apply standard building tolerances.

verified suitable for the use stipulated by the relevant revision/issue only if initiated and checked by an authorised **dem** (aust) Pty Limited representative.

amendments						verified	
no.	date	amendment	by	chk'd	init	chk'd	
A01	16/12/22	DAISSUE	GZ	GZ	JP	JP	

north point



dem

planning, urban design, architecture,  
landscape architecture, interior design

p: po box 5036 west chatswood nsw 1515  
t: (02) 8966 6000  
w: www.dem.com.au

project/client

**Waluya Pty Ltd Gosford Transport**  
**7A-11 Racecourse Rd, 5-9 Faunce St & Young St, West Gosford, NSW 2250**

civil & structural engineer

building service

drawing title  
**first floor plan - part 2**

**da issue**

original	scale	drawn	project no.
a1	1:200	gz	4548-00
drawing no.			rev no.

**ar--1203**


**a01**



any reports, drawings, advice or information included or referenced that is prepared and/or provided by any other party, including the client/principal, is the sole representation of the party who prepared the report drawings, advice or information and does not constitute a representation by **dem** (aust) Pty limited. **dem** (aust) Pty limited expressly takes no responsibility for any documents, advice or other material prepared by any other party.

figured dimensions to be taken in preference to scaled dimensions. verify all dimensions on the job before preparing shop drawings or commencing work. dimensions shown are computer generated and the contractor is to apply standard building tolerances.

north point



planning, urban design, architecture,  
landscape architecture, interior design

civil &amp; structural engineer

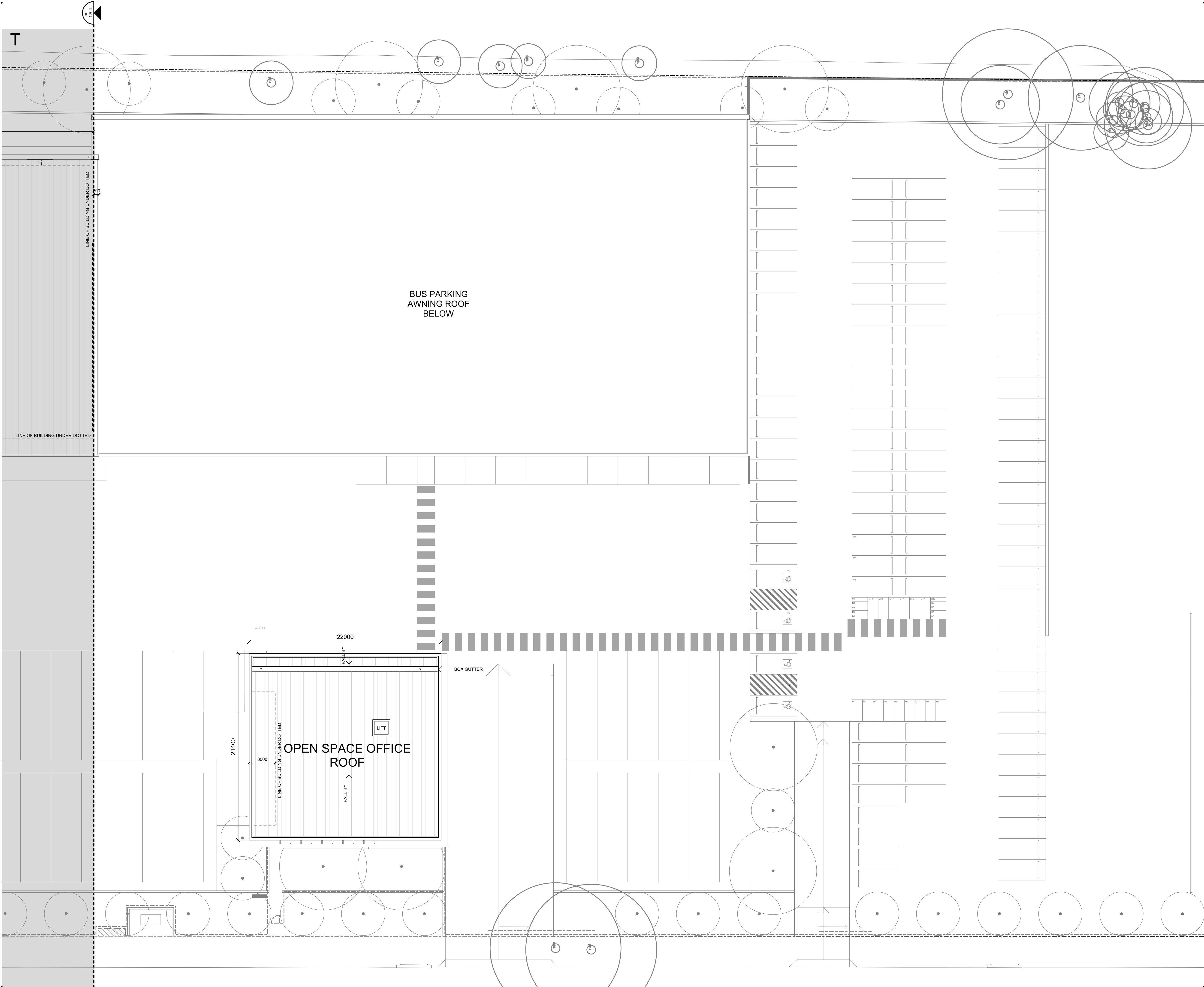
---

building service

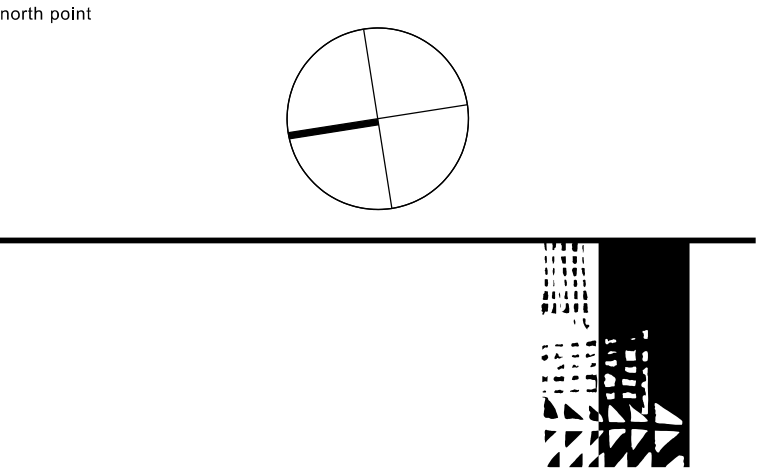
da issue

ar--1204 a01





amendments						verified	
no.	date	amendment	by	chk'd	init	chk'd	
A01	16/12/22	DAISSUE	ML	ML	GZ	JP	



dem

planning, urban design, architecture,  
landscape architecture, interior design

p: po box 5036 west chatswood nsw 1515  
t: (02) 8966 6000  
w: www.dem.com.au

project/client  
**Waluya Pty Ltd Gosford Transport**  
**7A-11 Racecourse Rd, 5-9 Faunce St & Young St, West Gosford, NSW 2250**

civil & structural engineer

building service

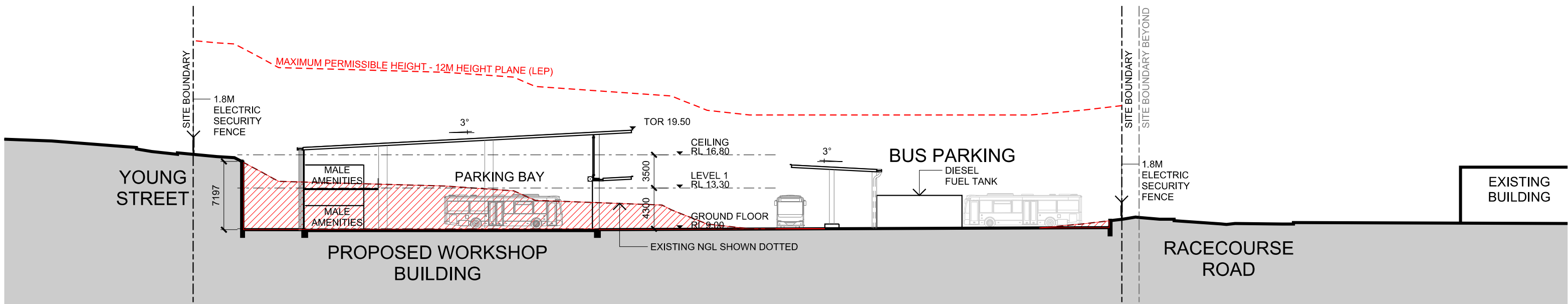
drawing title  
roof plan - part 2

da issue

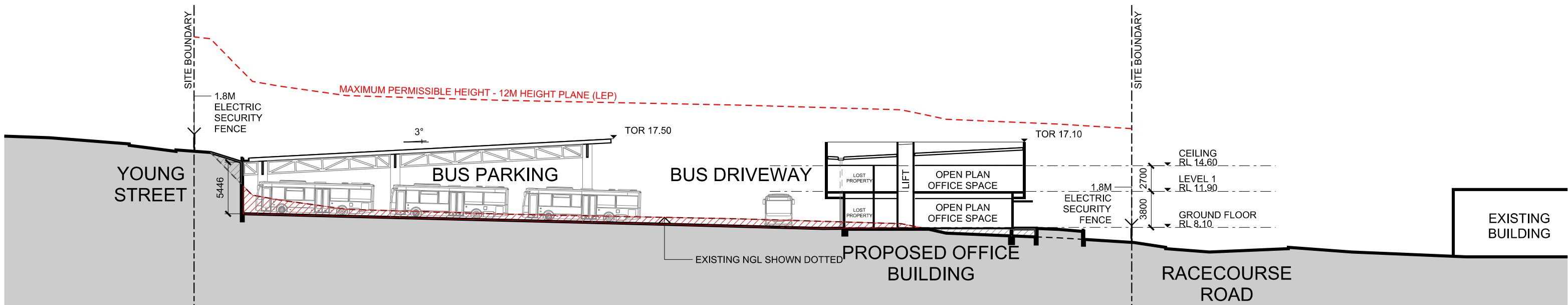
original	scale	drawn	project no.
a1	1:200	ml	4548-00
drawing no.			rev no.

ar--1205 a01

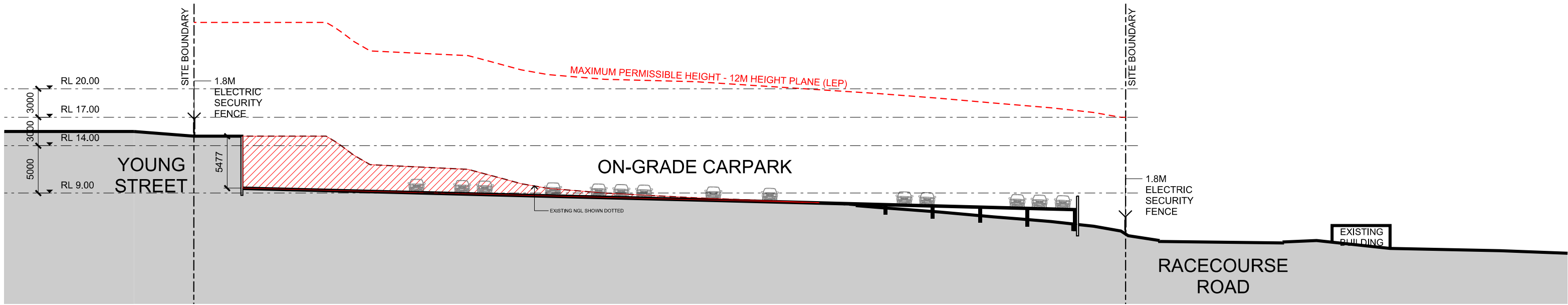




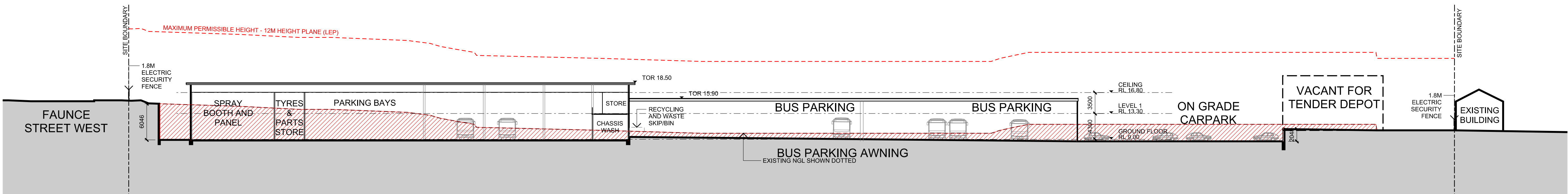
SECTION 1  
WORKSHOP  
SCALE 1:400



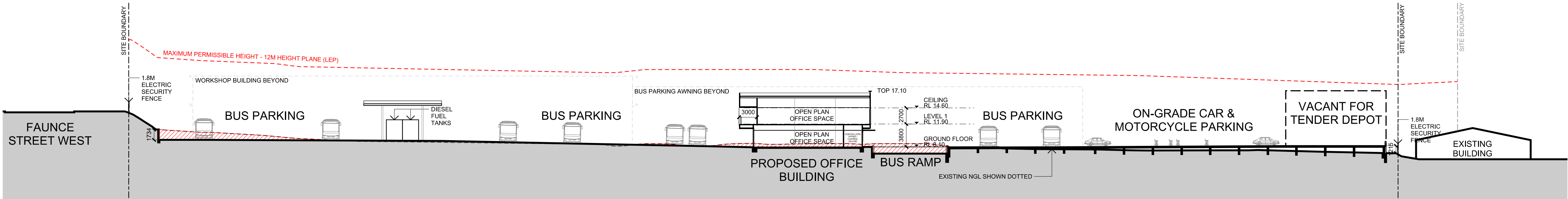
SECTION 2  
OFFICE BUILDING  
SCALE 1:400



SECTION 3  
OFFICE BUILDING  
SCALE 1:400



SECTION 4  
WORKSHOP  
SCALE 1:400



SECTION 5  
OFFICE BUILDING  
SCALE 1:400

any reports, drawings, advice or information included or referenced that is prepared and/or provided by any other party, including the client/principal, is the sole representation of the party who prepared the report drawings, advice or information and does not constitute a representation by dem (aust) Pty limited. dem (aust) Pty limited expressly takes no responsibility for any documents, advice or other material prepared by any other party.



All miscellaneous items such as stairs, ramps, bollards, benches, seats, handrails, balustrades, water features, playground equipment, fences and the like that are indicated on the drawings, are indicated as design intent only. Refer Structural Engineer's documents for detailed engineering requirements related to all supports / structural aspects of these elements. Where specific support / structural information is not shown in the design documents the Contractor shall allow to provide all necessary structural supports / footings as required to ensure installations are structurally sound and adequate to suit the installation. The Contractor shall be responsible for providing all necessary structural engineering inputs & certifications necessary to satisfy this requirement.

figured dimensions to be taken in preference to scaled dimensions. verify all dimensions on the job before preparing shop drawings or commencing work. dimensions shown are computer generated and the contractor is to apply standard building tolerances.

verified suitable for the use stipulated by the relevant revision/issue only if initialled and checked by an authorised dem (aust) Pty limited representative.

amendments				verified		
no.	date	amendment	by	chk'd	init	chk'd
A01	16/12/22	DAISSUE	ML	ML	GZ	JP

north point



dem

planning, urban design, architecture,  
landscape architecture, interior design

p: po box 5036 west chatswood nsw 1515  
t: (02) 8966 6000  
w: www.dem.com.au

project/client

**Waluya Pty Ltd Gosford Transport**  
**7A-11 Racecourse Rd, 5-9 Faunce St & Young St, West Gosford, NSW 2250**

civil & structural engineer

building service

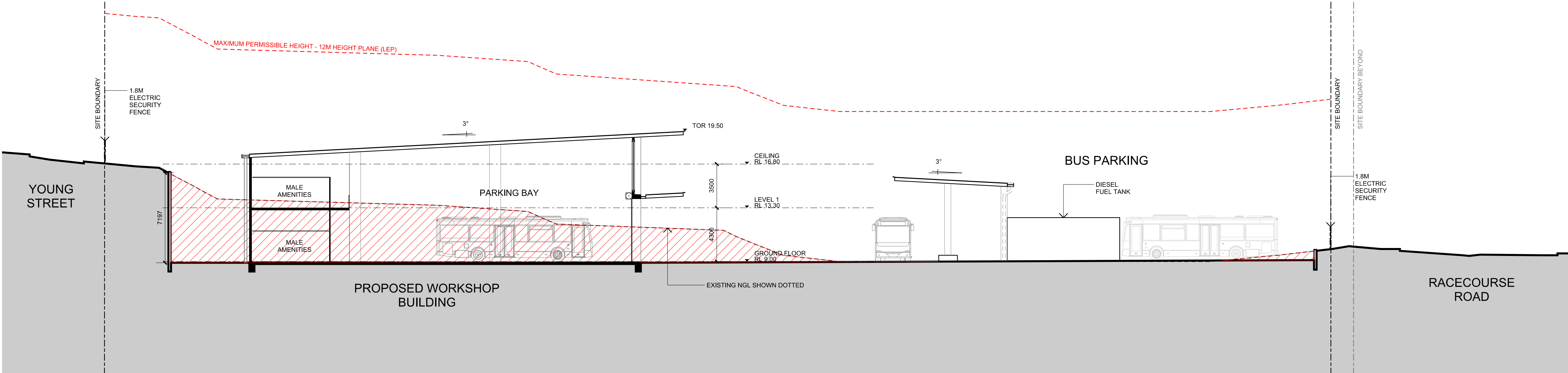
drawing title  
**sections**

**da issue**

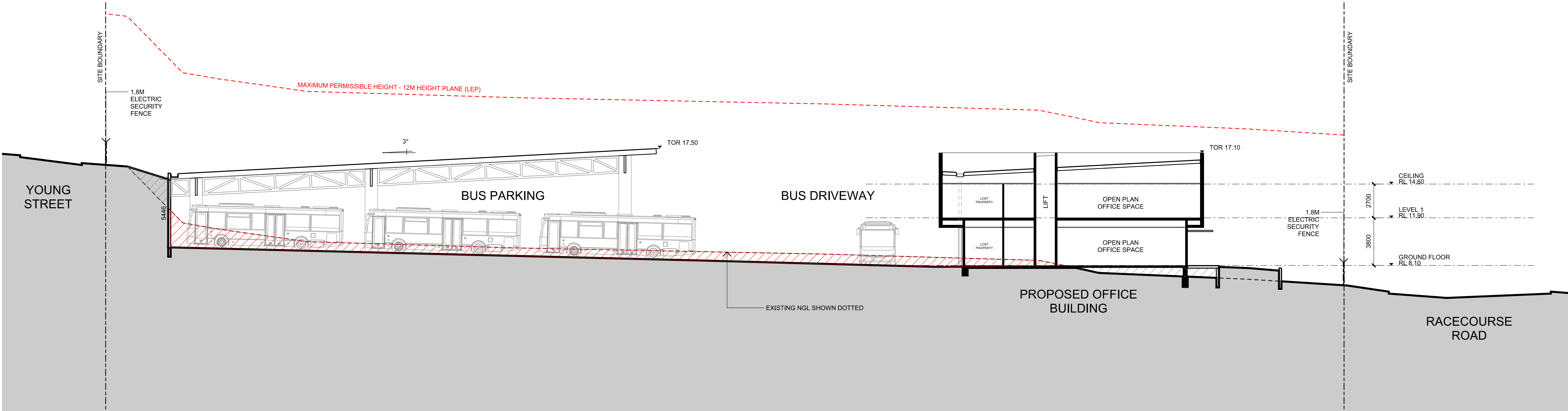
original	scale	drawn	project no.
a1	1:400	ml	4548-00
drawing no.			rev no.

**ar--2200** a01







SECTION 1  
WORKSOP  
SCALE 1:200



SECTION 2  
OFFICE  
SCALE 1:200

amendments					verified		
no.	date	amendment	by	chk'd	init	chk'd	
A01	15/12/22	DAISSUE	ML	ML	GZ	JP	



dem

planning, urban design, architecture,  
landscape architecture, interior design

p: po box 5036 west chatswood nsw 1515  
t: (02) 8966 6000  
w: www.dem.com.au

project/client  
**Waluya Pty Ltd Gosford Transport**  
**7A-11 Racecourse Rd, 5-9 Faunce St & Young St, West Gosford, NSW 2250**

civil & structural engineer

building service

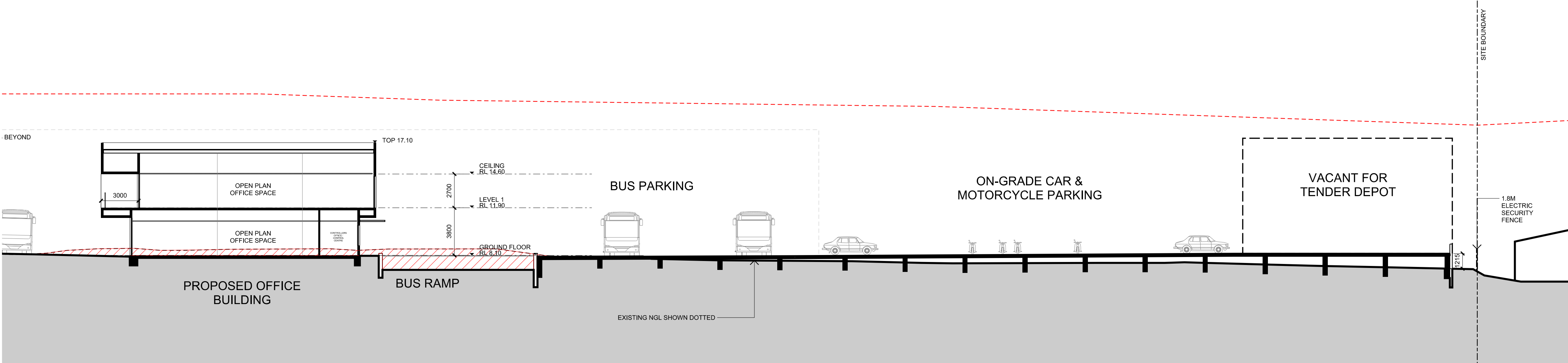
drawing title  
**building sections**  
**sheet 1**

**da issue**

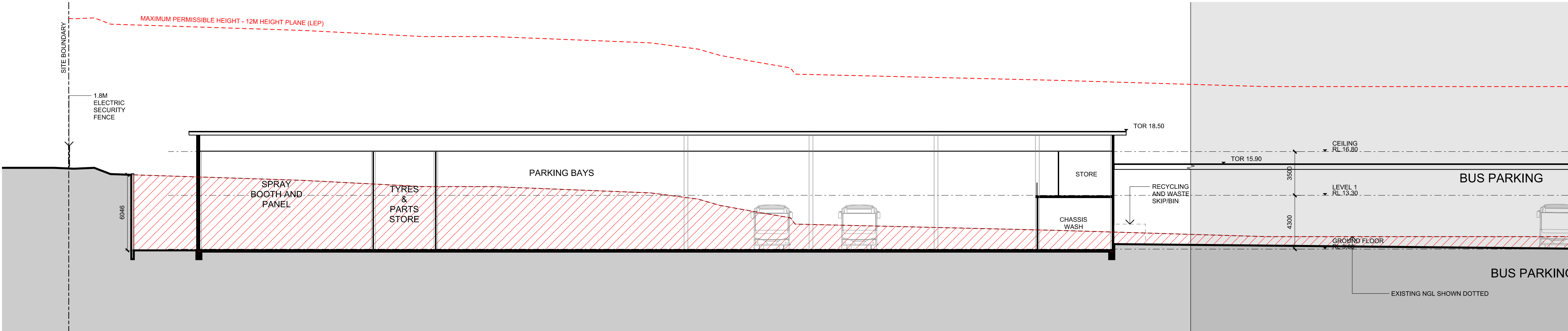
original	scale	drawn	project no.
a1	1:200	ml	4548-00
drawing no.			rev no.

**ar-2210** **a01**

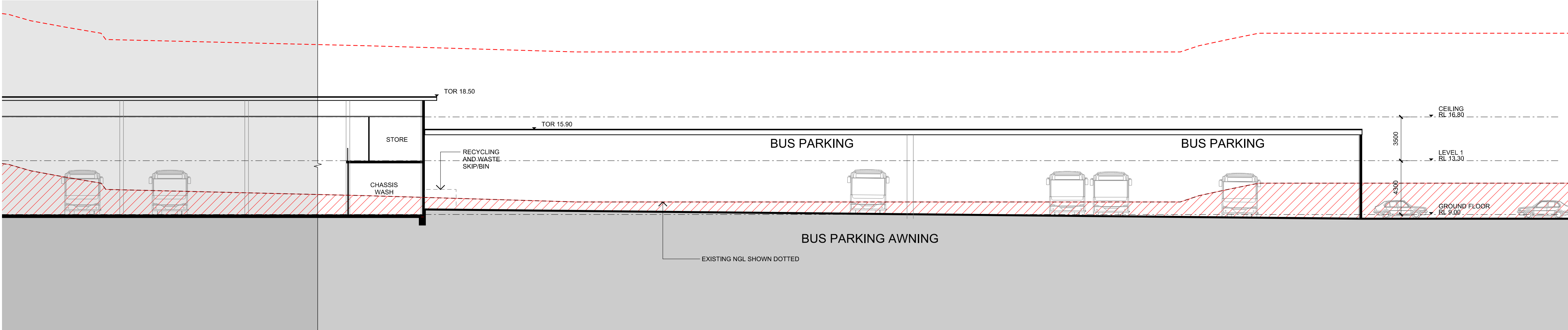




SECTION 4  
OFFICE  
SCALE 1:200





SECTION 5  
WORKSHOP  
SCALE 1:200



SECTION 5  
BUS PARKING AWNING  
SCALE 1:200

amendments						verified	
no.	date	amendment	by	chk'd	init	chk'd	
A01	16/12/22	DAISSUE	ML	ML	GZ	JP	

north point



dem

planning, urban design, architecture,  
landscape architecture, interior design

p: po box 5036 west chatswood nsw 1515  
t: (02) 8966 6000  
w: www.dem.com.au

project/client

**Waluya Pty Ltd Gosford Transport**  
**7A-11 Racecourse Rd, 5-9 Faunce St & Young St, West Gosford, NSW 2250**

civil & structural engineer

building service

drawing title  
**building sections  
sheet 2**

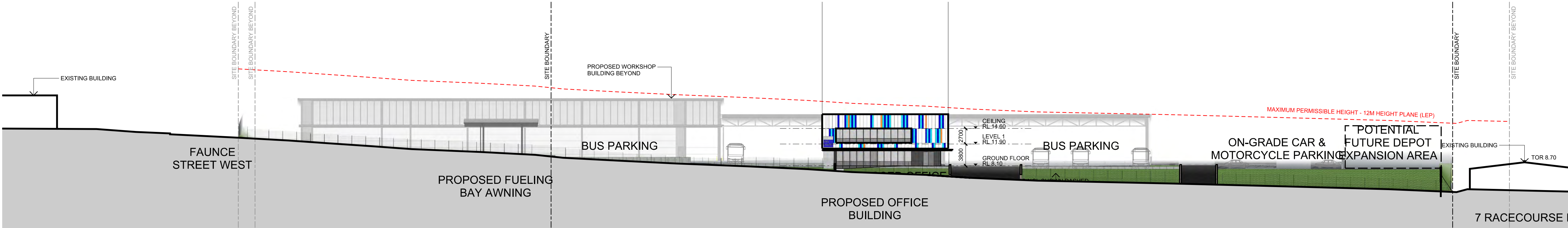
**da issue**

original	scale	drawn	project no.
a1	1:200	ml	4548-00
drawing no.			rev no.

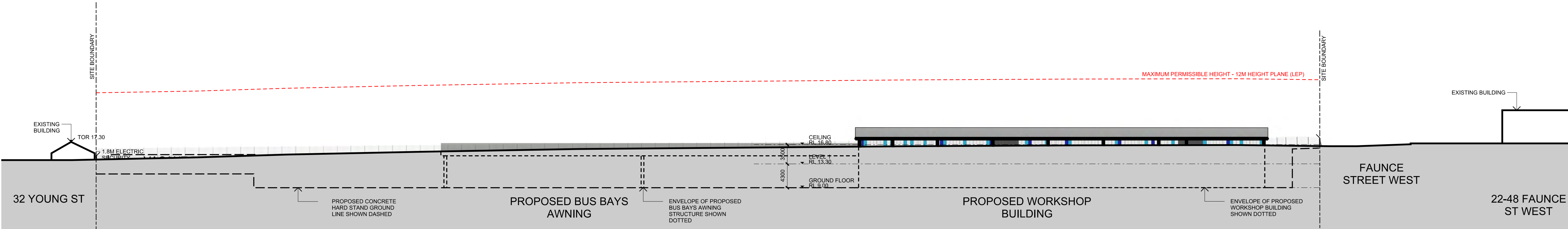
**ar-2211**

**a01**

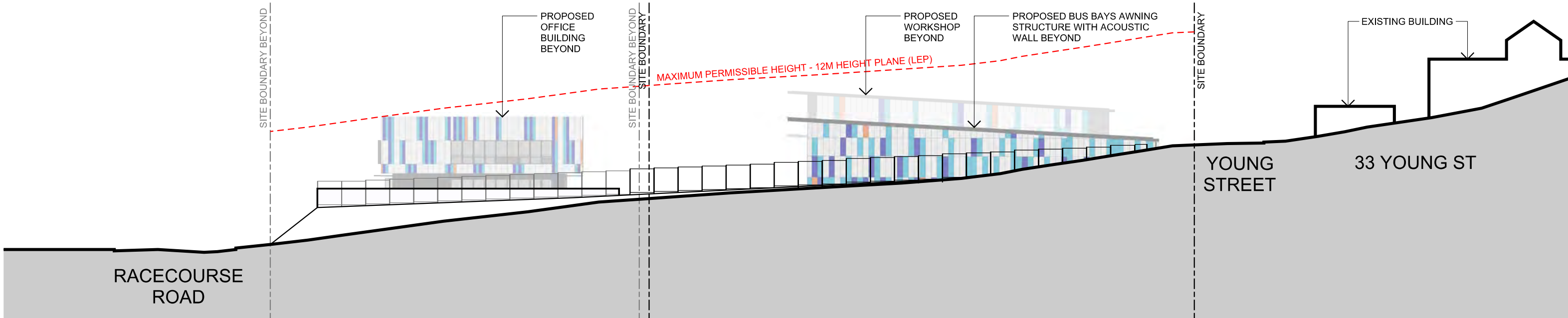




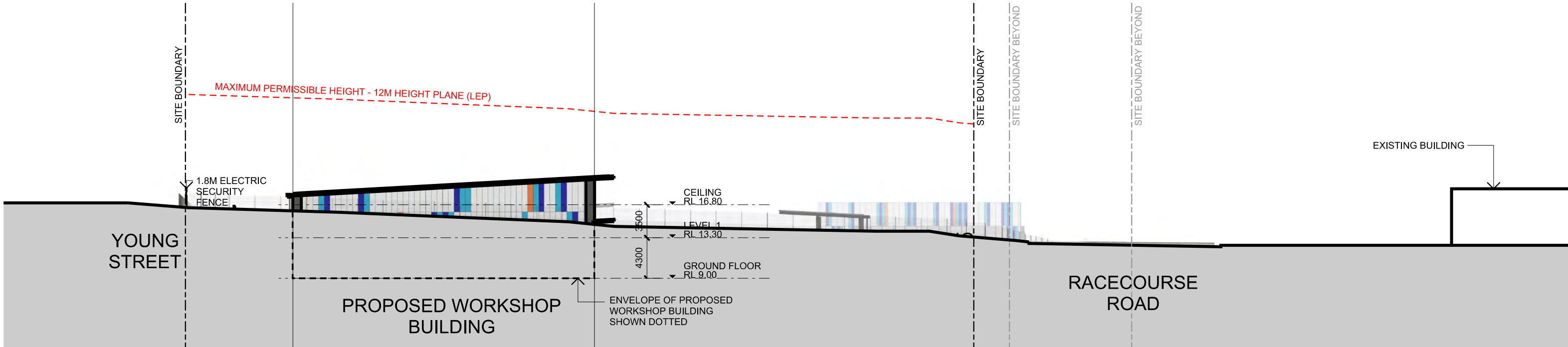
WEST ELEVATION  
 RACECOURSE ROAD  
 SCALE 1:400



EAST ELEVATION  
 YOUNG STREET  
 SCALE 1:400



SOUTH ELEVATION  
 SCALE 1:400



NORTH ELEVATION  
 FAUNCE STREET  
 SCALE 1:400



any reports, drawings, advice or information included or referenced that is prepared and/or provided by any other party, including the client/principal, is the sole representation of the party who prepared the report/drawings, advice or information and does not constitute a representation by dem (aust) Pty limited. dem (aust) Pty limited expressly takes no responsibility for any documents, advice or other material prepared by any other party.

All miscellaneous items such as stairs, ramps, bollards, benches, seats, handrails, ballustrades, water features, playground equipment, fences and the like that are indicated on the drawings, are indicated as design intent only. Refer Structural Engineer's documents for detailed engineering requirements related to all supports /structural aspects of these elements. Where specific support / structural information is not shown in the design documents the Contractor shall allow to provide all necessary structural supports / footings as required to ensure installations are structurally sound and adequate to suit the installation. The Contractor shall be responsible for providing all necessary structural engineering inputs & certifications necessary to satisfy this requirement.

figured dimensions to be taken in preference to scaled dimensions. verify all dimensions on the job before preparing shop drawings or commencing work. dimensions shown are computer generated and the contractor is to apply standard building tolerances.

verified suitable for the use stipulated by the relevant revision/issue only if initialled and checked by an authorised dem (aust) Pty limited representative.

amendments	no.	date	amendment	by	chk'd	init	verified
A01	16/12/22	DAISSUE		ML	ML	GZ	JP



dem

planning, urban design, architecture,  
 landscape architecture, interior design

p: po box 5036 west chatswood nsw 1515  
 t: (02) 8966 6000  
 w: www.dem.com.au

project/client  
**Waluya Pty Ltd Gosford Transport**  
**7A-11 Racecourse Rd, 5-9 Faunce St & Young St, West Gosford, NSW 2250**

civil & structural engineer

building service

drawing title  
 site elevations

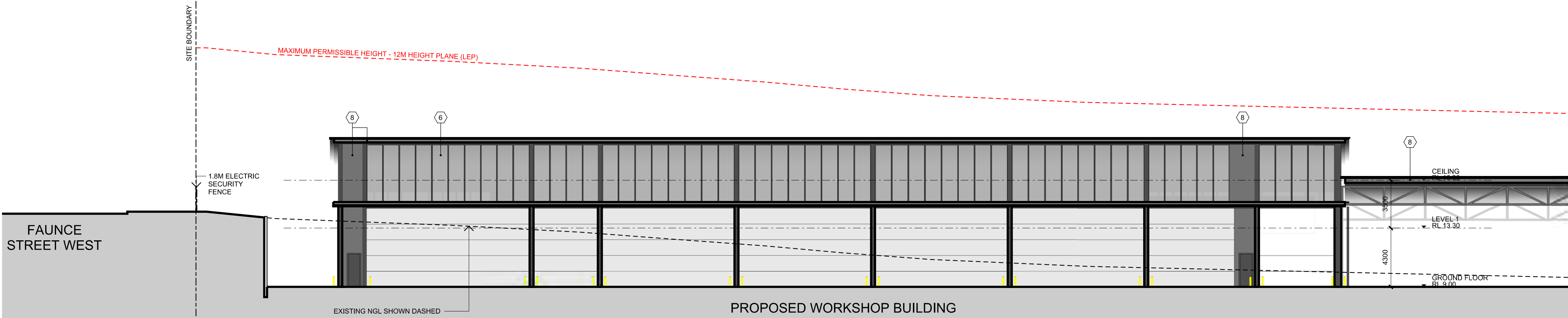
da issue

original	scale	drawn	project no.
a1	1:400	ml	4548-00

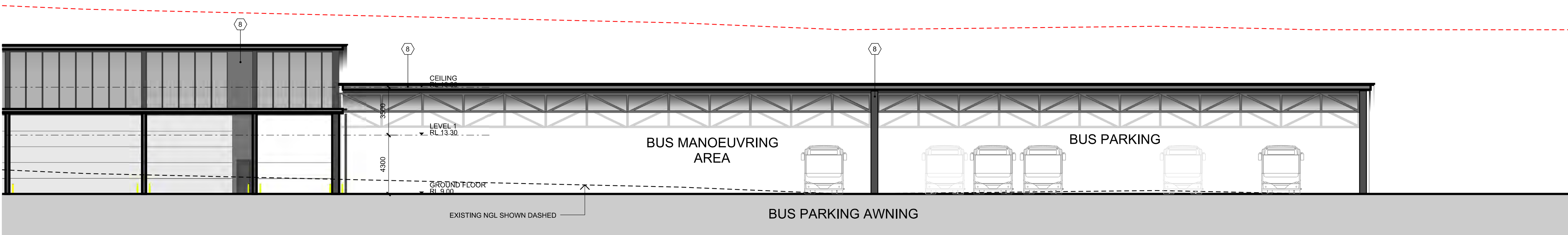
drawing no. rev no.

ar--2600 a01

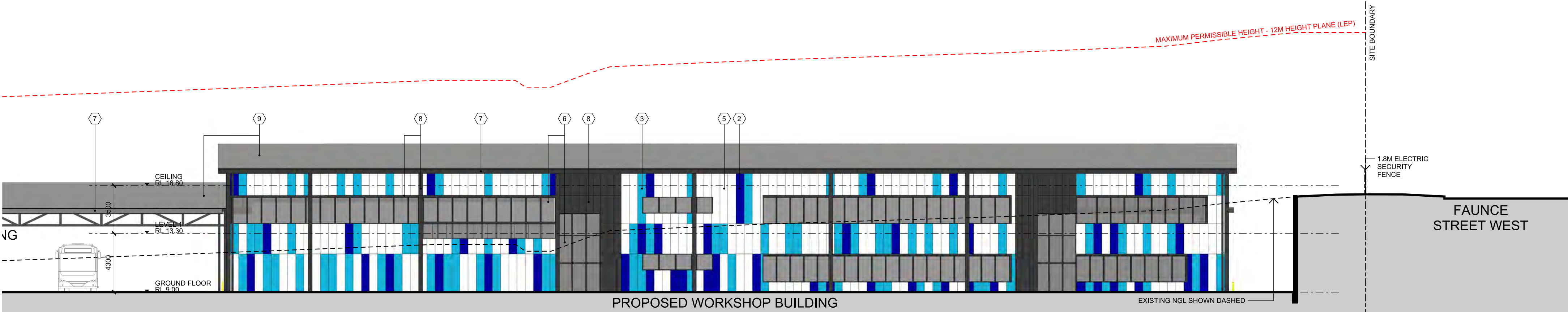




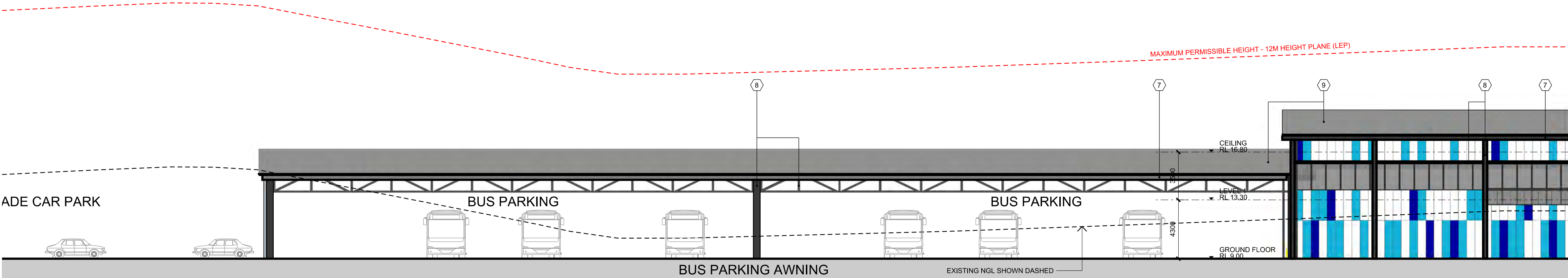
WEST ELEVATION  
WORKSHOP  
SCALE 1:200



WEST ELEVATION  
BUS PARKING AWNING  
SCALE 1:200



EAST ELEVATION  
WORKSHOP  
SCALE 1:200



EAST ELEVATION  
WORKSHOP  
SCALE 1:200

## legend

- 1 CONCRETE STRUCTURE  
COLOUR: LIGHT GREY
- 2 WALL CLADDNG  
HIGHLIGHT COLOUR:  
DARK BLUE
- 3 WALL CLADDNG  
HIGHLIGHT COLOUR:  
TURQUOISE
- 4 WALL CLADDNG  
HIGHLIGHT COLOUR:  
ORANGE
- 5 WALL CLADDNG  
COLOUR: SILVER  
METALIC
- 6 ALUMINIUM WINDOW  
AND DOOR FRAMES  
COLOUR: DARK GREY
- 7 CUTTERS AND  
DOWNPIPES  
COLOUR: DARK  
GREY
- 8 WALL CLADDNG  
COLOUR: CHARCOAL
- 9 METAL ROOF SHEETING

copyright of dem (aust) Pty limited abn 92 085 486 844.  
any unauthorised use or distribution of information depicted on this document  
without dem (aust) Pty limited prior consent is prohibited.

any reports, drawings, advice or information included or referenced that is  
prepared and/or provided by any other party, including the client/principal, is  
the sole representation of the party who prepared the report drawings, advice  
or information and does not constitute a representation by dem (aust) Pty  
limited. dem (aust) Pty limited expressly takes no responsibility for any  
documents, advice or other material prepared by any other party.



All miscellaneous items such as stairs, ramps, bollards, benches, seats,  
handrails, ballustrades, water features, playground equipment, fences and  
the like that are indicated on the drawings, are indicated as design intent  
only. Refer Structural Engineer's documents for detailed engineering  
requirements related to all supports /structural aspects of these elements.  
Where specific support / structural information is not shown in the design  
documents the Contractor shall allow to provide all necessary structural  
supports / footings as required to ensure installations are structurally sound  
and adequate to suit the installation. The Contractor shall be responsible  
for providing all necessary structural engineering inputs & certifications  
necessary to satisfy this requirement.

figured dimensions to be taken in preference to scaled dimensions. verify all  
dimensions on the job before preparing shop drawings or commencing work.  
dimensions shown are computer generated and the contractor is to apply  
standard building tolerances.

verified suitable for the use stipulated by the relevant revision/issue  
only if initiated and checked by an authorised dem (aust) Pty limited  
representative.

amendments					verified	
no.	date	amendment	by	chk'd	init	chk'd
A01	16/12/22	DA ISSUE	ML	ML	GZ	JP

north point



dem

planning, urban design, architecture,  
landscape architecture, interior design

p: po box 5036 west chatswood nsw 1515  
t: (02) 8966 6000  
w: www.dem.com.au

project/client

**Waluya Pty Ltd Gosford  
Transport  
7A-11 Racecourse Rd, 5-9  
Faunce St & Young St,  
West Gosford, NSW 2250**

civil & structural engineer

building service

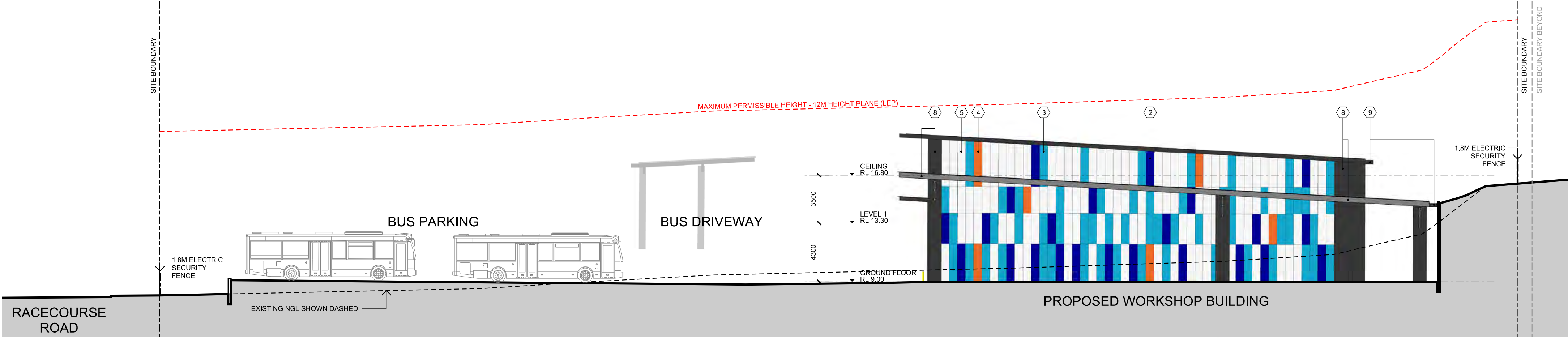
drawing title  
**building elevations  
sheet 1**

**da issue**

original	scale	drawn	project no.
a1	1:200	ml	4548-00
drawing no.		rev no.	

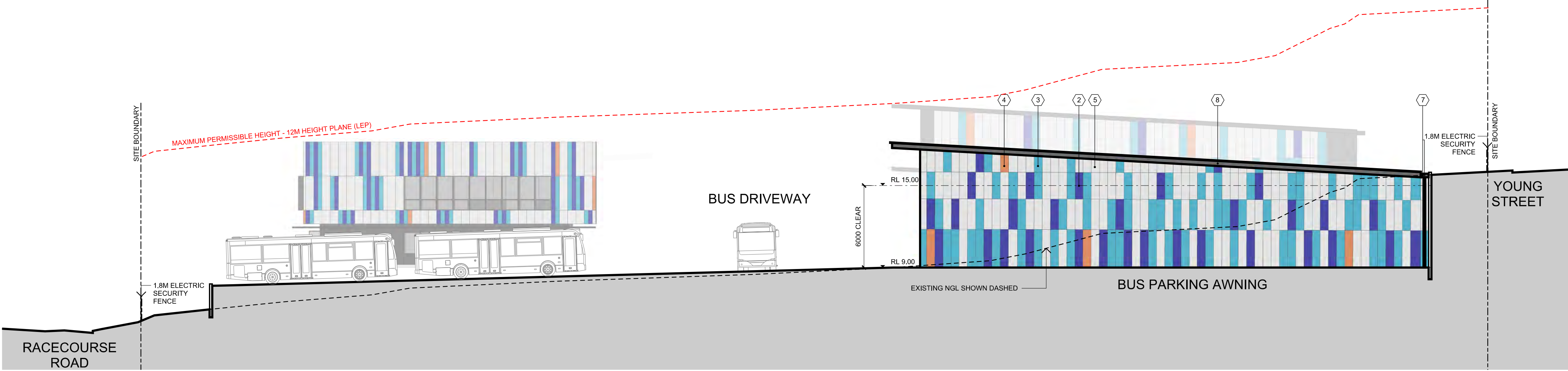
**ar-2610** a01





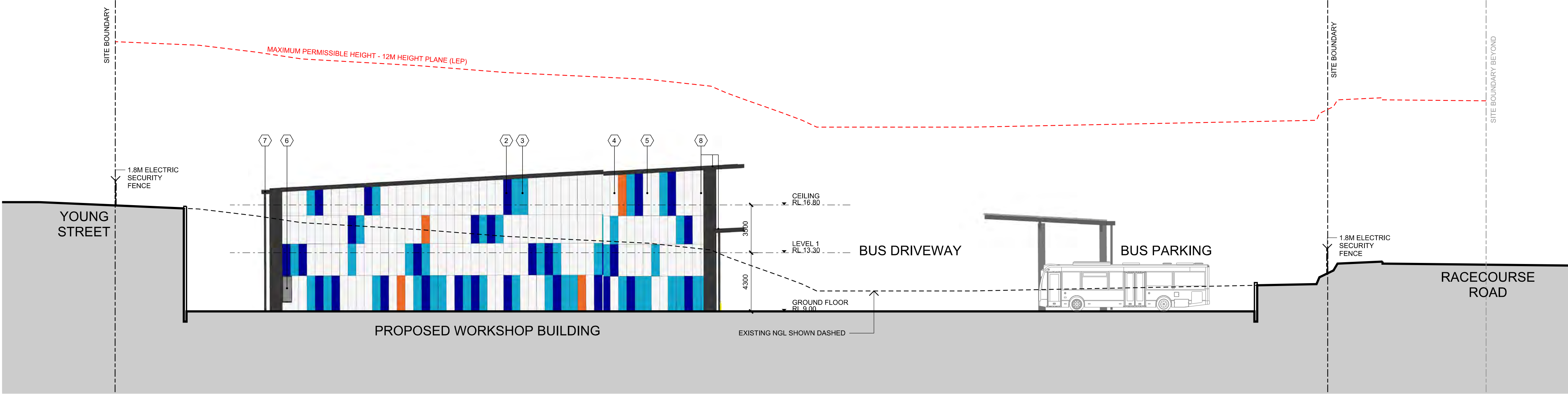
NORTH ELEVATION  
 WORKSHOP

SCALE 1:200



NORTH ELEVATION  
 BUS PARKING AWNING

SCALE 1:200



SOUTH ELEVATION  
 WORKSHOP

SCALE 1:200

## legend

- CONCRETE STRUCTURE  
COLOUR: LIGHT GREY
- WALL CLADDNG  
HIGHLIGHT COLOUR:  
DARK BLUE
- WALL CLADDNG  
HIGHLIGHT COLOUR:  
TURQUOISE
- WALL CLADDNG  
HIGHLIGHT COLOUR:  
ORANGE
- WALL CLADDNG  
COLOUR: SILVER  
METALIC
- ALUMINIUM WINDOW  
AND DOOR FRAMES  
COLOUR: DARK GREY
- CUTTERS AND  
DOWNPIPES  
COLOUR: DARK  
GREY
- WALL CLADDNG  
COLOUR: CHARCOAL
- METAL ROOF SHEETING

copyright of dem (aust) Pty limited abn 92 085 486 844. any unauthorised use or distribution of information depicted on this document without dem (aust) Pty limited prior consent is prohibited.

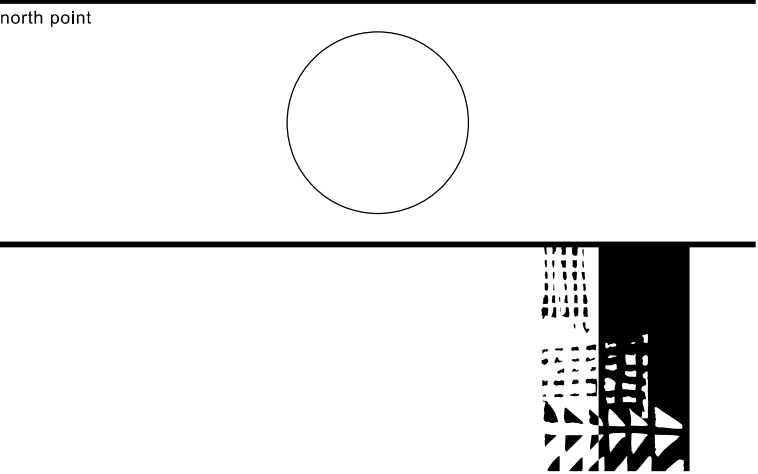
any reports, drawings, advice or information included or referenced that is prepared and/or provided by any other party, including the client/principal, is the sole representation of the party who prepared the report/drawings, advice or information and does not constitute a representation by dem (aust) Pty limited. dem (aust) Pty limited expressly takes no responsibility for any documents, advice or other material prepared by any other party.

All miscellaneous items such as stairs, ramps, bollards, benches, seats, handrails, ballustrades, water features, playground equipment, fences and the like that are indicated on the drawings, are indicated as design intent only. Refer Structural Engineer's documents for detailed engineering requirements related to all supports /structural aspects of these elements. Where specific support / structural information is not shown in the design documents the Contractor shall allow to provide all necessary structural supports / footings as required to ensure installations are structurally sound and adequate to suit the installation. The Contractor shall be responsible for providing all necessary structural engineering inputs & certifications necessary to satisfy this requirement.

Figured dimensions to be taken in preference to scaled dimensions. verify all dimensions on the job before preparing shop drawings or commencing work. dimensions shown are computer generated and the contractor is to apply standard building tolerances.

verified suitable for the use stipulated by the relevant revision/issue only if initiated and checked by an authorised dem (aust) Pty limited representative.

amendments	no.	date	amendment	by	chk'd	init	chk'd	verified
A01	16/12/22	DAISSUE		ML	ML	GZ	JP	



dem

planning, urban design, architecture,  
 landscape architecture, interior design

p: po box 5036 west chatswood nsw 1515  
 t: (02) 8966 6000  
 w: www.dem.com.au

project/client  
**Waluya Pty Ltd Gosford Transport**  
**7A-11 Racecourse Rd, 5-9 Faunce St & Young St, West Gosford, NSW 2250**

civil & structural engineer

building service

drawing title  
**building elevations sheet 2**

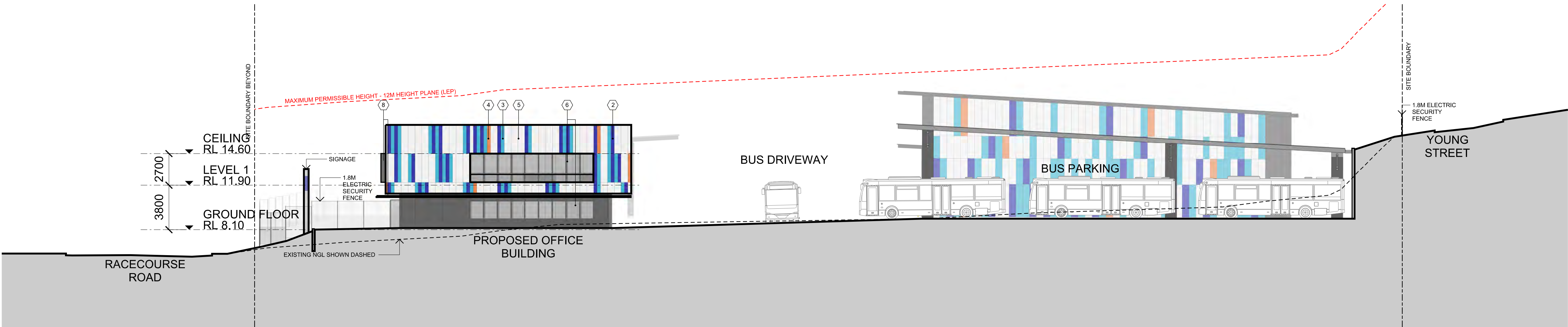
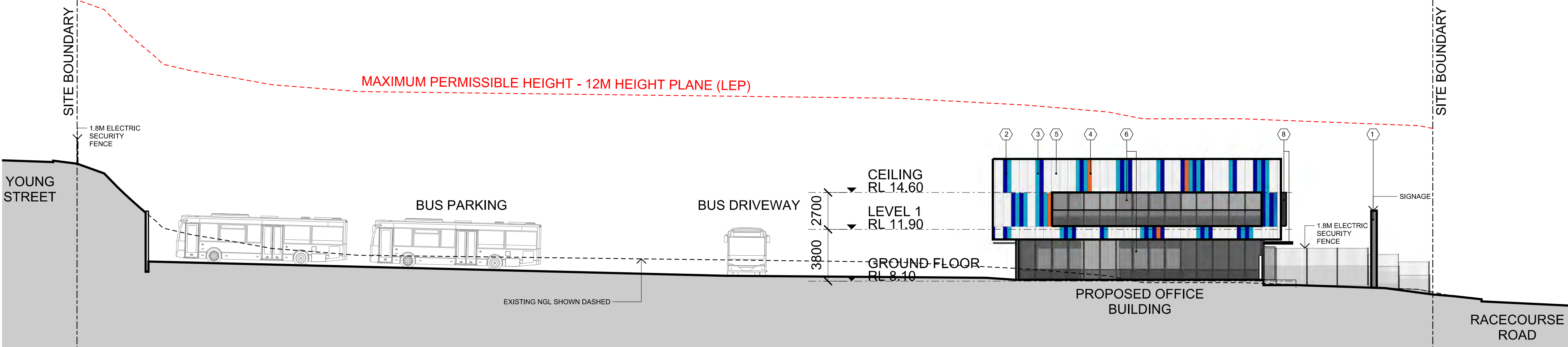
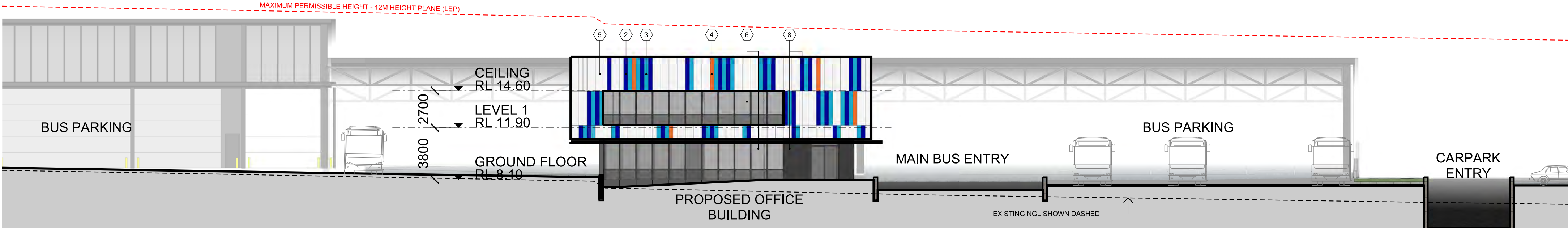
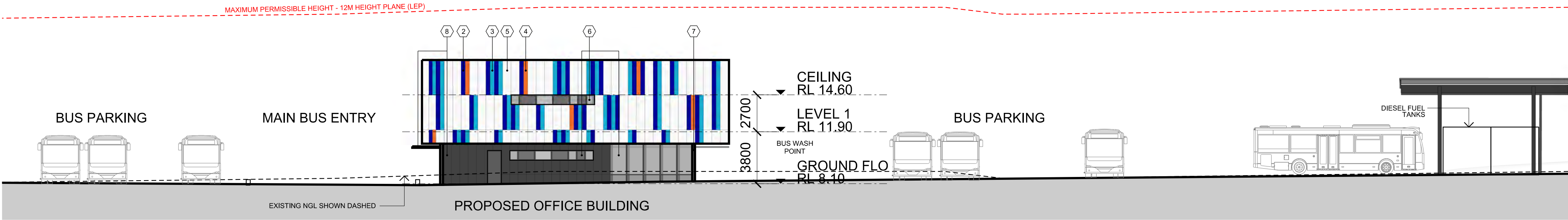
da issue

original	scale	drawn	project no.
a1	1:200	ml	4548-00
drawing no.	rev no.		

ar-2611

a01





## legend

- 1

CONCRETE STRUCTURE  
COLOUR: LIGHT GREY
- 2

WALL CLADDNG  
HIGHLIGHT COLOUR:  
DARK BLUE
- 3

WALL CLADDNG  
HIGHLIGHT COLOUR:  
TURQUOISE
- 4

WALL CLADDNG  
HIGHLIGHT COLOUR:  
ORANGE
- 5

WALL CLADDNG  
COLOUR: SILVER  
METALIC
- 6

ALUMINIUM WINDOW  
AND DOOR FRAMES  
COLOUR: DARK GREY
- 7

CUTTERS AND  
DOWNPIPES  
COLOUR: DARK  
GREY
- 8

WALL CLADDNG  
COLOUR: CHARCOAL
- 9

METAL ROOF SHEETING



copyright of **dem** (aust) Pty limited abn 92 085 486 844.  
 any unauthorised use or distribution of information depicted on this document without **dem** (aust) Pty limited prior consent is prohibited.  
 any reports, drawings, advice or information included or referenced that is prepared and/or provided by any other party, including the client/principal, is the sole representation of the party who prepared the report/drawings, advice or information and does not constitute a representation by **dem** (aust) Pty limited. **dem** (aust) Pty limited expressly takes no responsibility for any documents, advice or other material prepared by any other party.

All miscellaneous items such as stairs, ramps, bollards, benches, seats, handrails, balustrades, water features, playground equipment, fences and the like that are indicated on the drawings, are indicated as design intent only. Refer Structural Engineer's documents for detailed engineering requirements related to all supports /structural aspects of these elements. Where specific support / structural information is not shown in the design documents the Contractor shall allow to provide all necessary structural supports / footings as required to ensure installations are structurally sound and adequate to suit the installation. The Contractor shall be responsible for providing all necessary structural engineering inputs & certifications necessary to satisfy this requirement.

figured dimensions to be taken in preference to scaled dimensions. verify all dimensions on the job before preparing shop drawings or commencing work. dimensions shown are computer generated and the contractor is to apply standard building tolerances.

verified suitable for the use stipulated by the relevant revision/issue only if initiated and checked by an authorised **dem** (aust) Pty limited representative.

amendments	no.	date	amendment	by	chk'd	init	chk'd	verified
A01	16/12/22	DAISSUE		ML	ML	GZ	JP	



dem

planning, urban design, architecture,  
 landscape architecture, interior design

p: po box 5036 west chatswood nsw 1515  
 t: (02) 8966 6000  
 w: www.dem.com.au

project/client

**Waluya Pty Ltd Gosford Transport**  
**7A-11 Racecourse Rd, 5-9 Faunce St & Young St, West Gosford, NSW 2250**

civil & structural engineer

building service

drawing title  
**building elevations sheet 3**

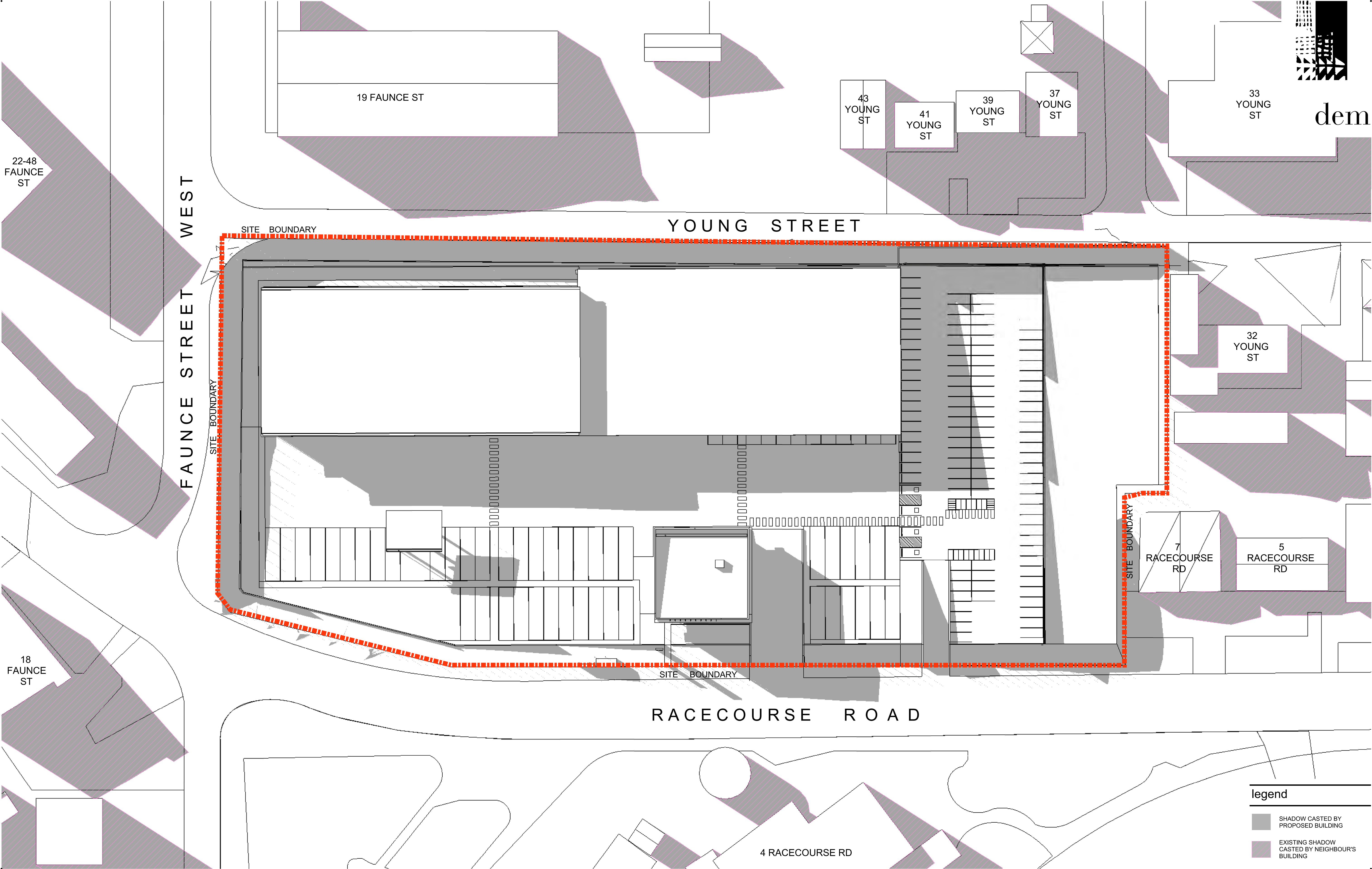
**da issue**

original	scale	drawn	project no.
a1	1:200	ml	4548-00
drawing no.	rev no.		

**ar-2612**

a01





Waluya Pty Ltd Gosford Transport Depot  
7A-11 Racecourse Rd, 5-9 Faunce St & Young St, West Gosford

shadow diagram 9am Mid-Winter (21 June)

any reports, drawings, advice or information included or referenced that is prepared and/or provided by any other party, including the client/principal, is the sole representation of the party who prepared the report/drawings, advice or information and does not constitute a representation by dem (aust) Pty limited. dem (aust) Pty limited expressly takes no responsibility for any documents, advice or other material prepared by any other party.

© copyright of dem (aust) Pty limited abn 92 085 486 844.

plotted: 15/12/22

plotted by: Gzhang

date

scale

1:400

dwg no.

arsk5300


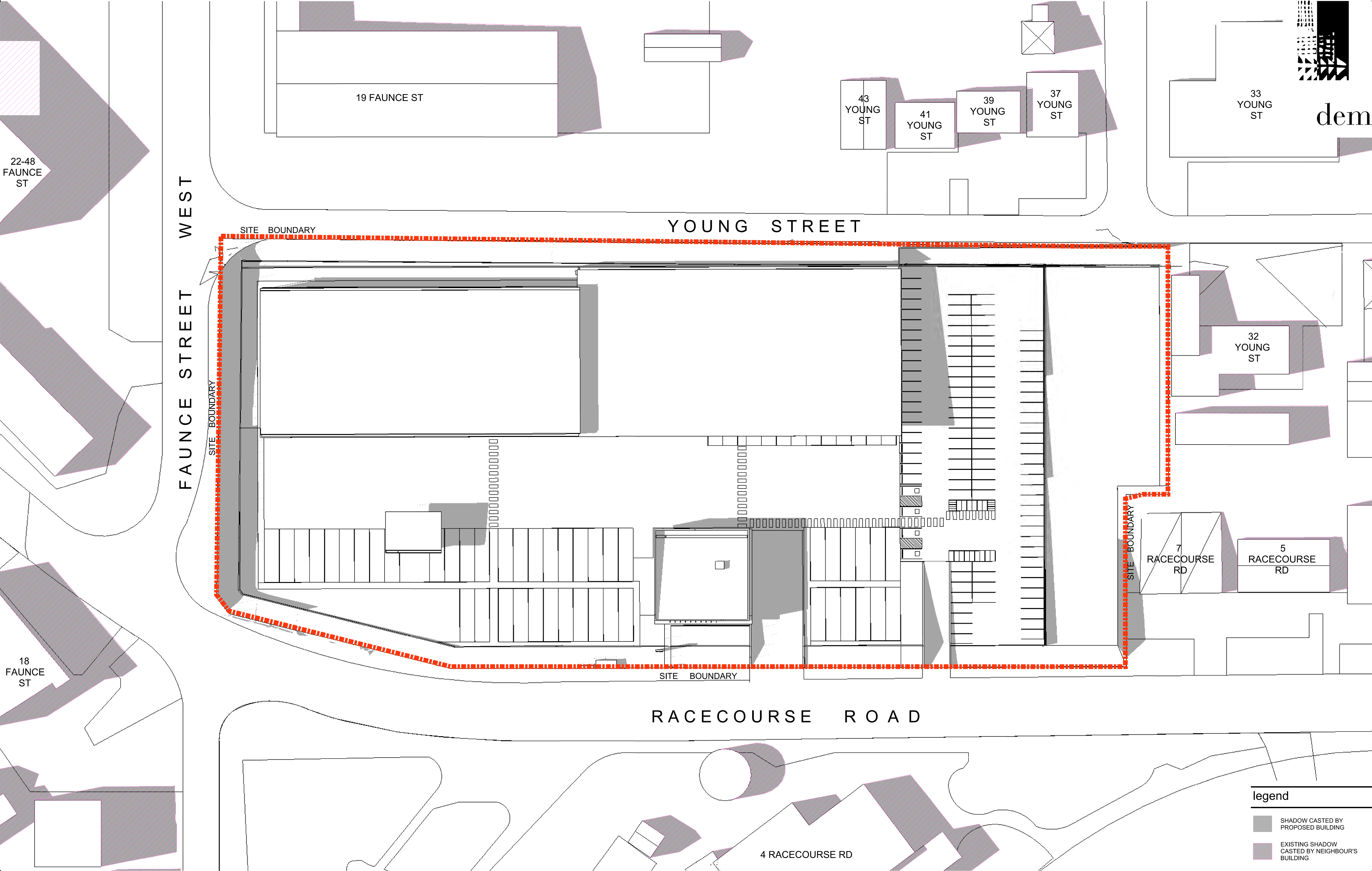
proj no.

4611-00

rev no.

planning, urban design, architecture, landscape architecture, interior design  
p: po box 5036 west chatswood nsw 1515  
t: (02) 8966 6000  
w: www.dem.com.au





dem

# Waluya Pty Ltd Gosford Transport Depot

7A-11 Racecourse Rd, 5-9 Faunce St & Young St, West Gosford

shadow diagram 12 pm Mid-Winter (21 June)

any reports, drawings, advice or information included or referenced that is prepared and/or provided by any other party, including the client/principal, is the sole representation of the party who prepared the report/drawings, advice or information and does not constitute a representation by dem (aust) Pty Limited. dem (aust) Pty Limited expressly takes no responsibility for any documents, advice or other material prepared by any other party.

© copyright of dem (aust) Pty Limited abn 92 085 486 844.

plotted: 15/12/22

plotted by: Gzhang

date

scale

1:400

dwg no.

arsk5301

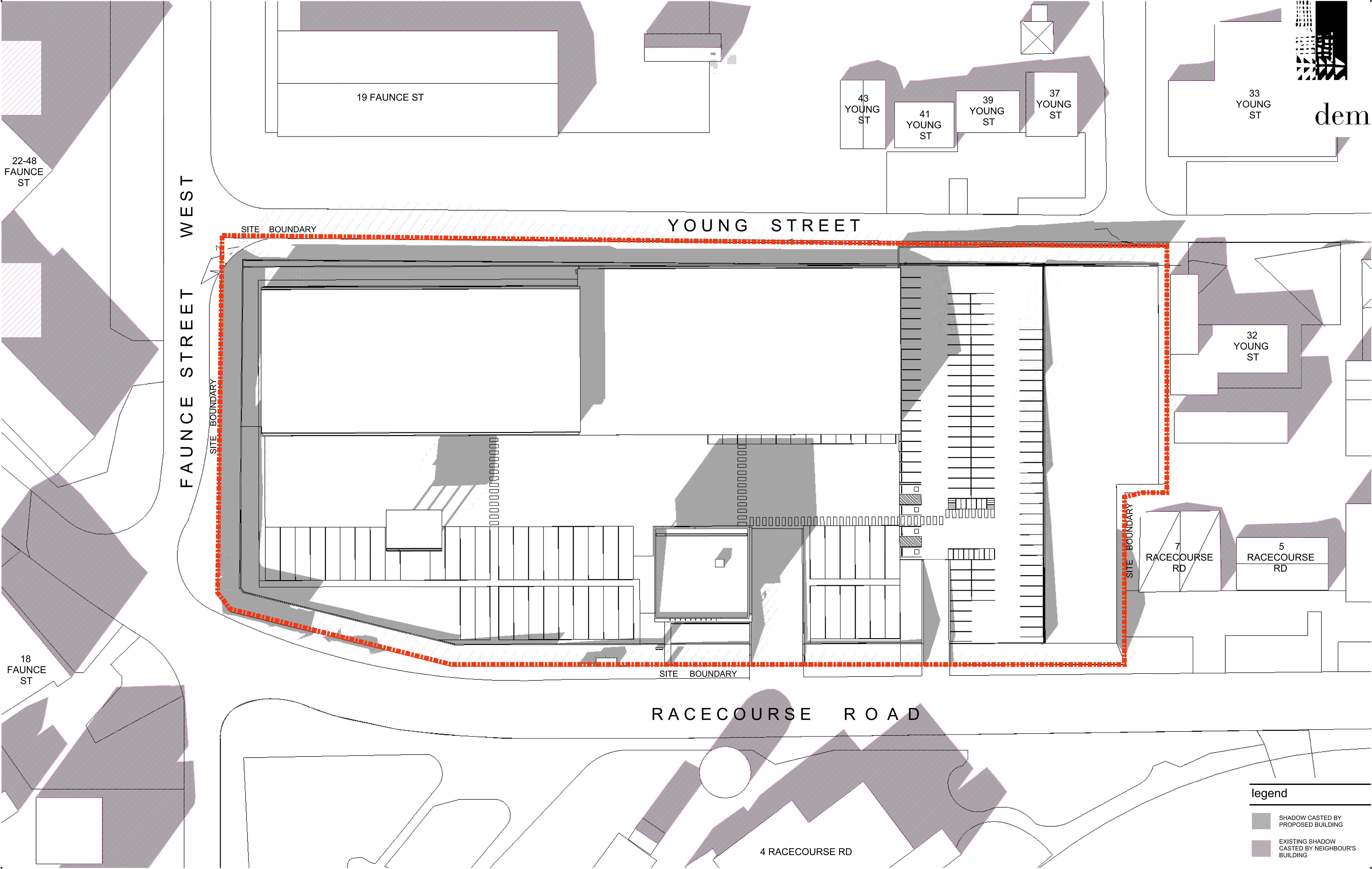
proj no.

4611-00

rev no.

planning, urban design, architecture, landscape architecture, interior design  
p: po box 5036 west chatswood nsw 1515  
t: (02) 8966 6000  
w: www.dem.com.au





**Waluya Pty Ltd Gosford Transport Depot**  
7A-11 Racecourse Rd, 5-9 Faunce St & Young St, West Gosford

shadow diagram 3 pm Mid-Winter (21 June)

any reports, drawings, advice or information included or referenced that is prepared and/or provided by any other party, including the client/principal, is the sole representation of the party who prepared the report/drawings, advice or information and does not constitute a representation by dem (aust) Pty limited. dem (aust) Pty limited expressly takes no responsibility for any documents, advice or other material prepared by any other party.

© copyright of dem (aust) Pty limited abn 92 085 486 844.

plotted: 15/12/22

plotted by: Gzhang

date

scale

1:400

dwg no.

arsk5302

proj no.

4611-00

rev no.

planning, urban design, architecture, landscape architecture, interior design  
p: po box 5036 west chatswood nsw 1515  
t: (02) 8966 6000  
w: www.dem.com.au